

Formula Ford

KEMORA 2,723 Km

Formula Ford Lähtö 1

6.8.2011 13:20

Race started at 13:29:32

Pos	No.	Name	Class	Laps	Diff	Total Tm	Best Tm	In Lap	Make
1	1	Buri Antti	2	16		20:52.970	1:17.019	2	mygale SJ08
2	5	Kivinen Ville	2	16	5.585	20:58.555	1:17.298	9	Van Diemen LA09
3	3	Mäkelä Miikka	2	16	6.531	20:59.501	1:17.817	4	Mtec Fd 10
4	4	Ollila Markus	2	16	7.123	21:00.093	1:17.438	7	Mtec Fd 09
5	7	Laine Kristian	2	16	24.175	21:17.145	1:18.676	9	Ford Zetec RF02
6	16	Koivuluoma Laura	2	16	49.312	21:42.282	1:19.912	9	Ford mygale
7	31	Lehtonen Atte	2	16	1:04.481	21:57.451	1:20.705	12	Juno JA2010
8	11	Turpeinen Kristian	2	16	1:10.019	22:02.989	1:20.137	5	Ford Van Diemen
9	8	Stenius Per	2	15	1 Lap	21:02.323	1:22.678	12	Van Diemen RF02Z
10	9	Mäkelä Milla	2	15	1 Lap	21:06.512	1:22.702	11	Mtec Fd 09

Margin of Victory

Avg. Speed

Best Lap Tm

Best Spd

Best Lap by

5.585

125,178

1:17.019

127,278

1 - Buri Antti

Chief of Timing & Scoring

Orbits

Race Director

www.amb-it.com

www.mylaps.com

Licensed to: Turun Special Cars Oy

Rata-SM Kemora

Sorted on Laps

Formula Ford

KEMORA 2,723 Km

Formula Ford Lähtö 2

7.8.2011 12:00

Race started at 11:58:46

Pos	No.	Name	Class	Laps	Diff	Total Tm	Best Tm	In Lap	Make
1	5	Kivinen Ville	2	18		21:05.431	1:09.557	10	Van Diemen LA09
2	3	Mäkelä Miikka	2	18	4.331	21:09.762	1:09.341	9	Mtec Fd 10
3	1	Buri Antti	2	18	13.690	21:19.121	1:09.585	8	mygale SJ08
4	7	Laine Kristian	2	18	20.476	21:25.907	1:10.446	9	Ford Zetec RF02
5	11	Turpeinen Kristian	2	18	45.903	21:51.334	1:11.203	15	Ford Van Diemen
6	31	Lehtonen Atte	2	18	45.965	21:51.396	1:11.277	15	Juno JA2010
7	8	Stenius Per	2	18	47.801	21:53.232	1:11.423	14	Van Diemen RF02Z
8	9	Mäkelä Milla	2	18	51.383	21:56.814	1:11.556	9	Mtec Fd 09
Not classified ()									
DNF	4	Ollila Markus	2	10	DNF	11:49.071	1:09.417	10	Mtec Fd 09
DNF	16	Koivuluoma Laura	2		DNF	3.476		0	Ford mygale

Margin of Victory	Avg. Speed	Best Lap Tm	Best Spd	Best Lap by
4.331	139,439	1:09.341	141,371	3 - Mäkelä Miikka

Chief of Timing & Scoring

Orbits

Race Director

www.amb-it.com

www.mylaps.com

Licensed to: Turun Special Cars Oy

Rata-SM Kemora

Sorted on Laps

Formula Ford

KEMORA 2,723 Km

Formula Ford Lähtö 3

7.8.2011 16:15

Race started at 16:21:35

Pos	No.	Name	Class	Laps	Diff	Total Tm	Best Tm	In Lap	Make
1	1	Buri Antti	2	18		21:03.177	1:08.757	17	mygale SJ08
2	3	Mäkelä Miikka	2	18	11.573	21:14.750	1:09.511	16	Mtec Fd 10
3	5	Kivinen Ville	2	18	21.297	21:24.474	1:09.690	9	Van Diemen LA09
4	16	Koivuluoma Laura	2	18	21.810	21:24.987	1:09.844	8	Ford mygale
5	7	Laine Kristian	2	18	24.562	21:27.739	1:10.611	8	Ford Zetec RF02
6	11	Turpeinen Kristian	2	18	38.384	21:41.561	1:11.483	14	Ford Van Diemen
7	9	Mäkelä Milla	2	18	38.885	21:42.062	1:11.363	14	Mtec Fd 09
8	4	Ollila Markus	2	18	1:00.507	22:03.684	1:09.660	8	Mtec Fd 09
9	8	Stenius Per	2	18	1:02.342	22:05.519	1:12.652	16	Van Diemen RF02Z

Not classified ()

DNF	31	Lehtonen Atte	2	9	DNF	11:18.527	1:11.726	7	Juno JA2010
-----	----	---------------	---	---	-----	-----------	----------	---	-------------

Margin of Victory	Avg. Speed	Best Lap Tm	Best Spd	Best Lap by
11.573	139,688	1:08.757	142,572	1 - Buri Antti

Chief of Timing & Scoring

Orbits

Race Director

www.amb-it.com

www.mylaps.com

Licensed to: Turun Special Cars Oy

V1600

KEMORA 2,723 Km

V1600 Cup Lähtö 1

6.8.2011 14:25

Race started at 14:27:04

Pos	No.	Name	Class	Laps	Diff	Total Tm	Best Tm	In Lap	Make
1	20	Lähteenmäki Toni	4	13		21:18.261	1:37.089	11	Honda civic
2	15	Koliseva Otto	4	13	1.787	21:20.049		0	Alfa 147
3	5	Vainioniemi Sami	4	13	6.214	21:24.475	1:37.171	10	Honda Civic
4	4	Pohjola Jari	4	13	12.025	21:30.286	1:38.103	10	Suzuki Swift Sport
5	69	Nieminen Jukka	4	13	20.099	21:38.360	1:38.542	12	VW Lupo GTI
6	26	Kanerva Marko	4	13	23.668	21:41.929	1:38.976	7	Peugeot 206 XS
7	17	Aho Emil	4	13	25.398	21:43.659	1:38.313	9	Alfa 147
8	7	Mäkelä Arttu	4	13	30.675	21:48.936	1:39.432	9	Alfa Romeo 147 TS
9	12	Jääski Kari	4	13	54.705	22:12.966	1:40.283	11	Citroen C2
10	14	Karjalainen Juha	4	13	57.072	22:15.333	1:40.726	9	VW Polo 1.4
11	16	Lehtinen Seppo	4	13	1:01.299	22:19.560	1:40.525	13	Audi A3
12	11	Kulju Kari	4	13	1:05.062	22:23.323	1:41.257	8	Citroen C2 GT
13	30	Dahl Timo	4	12	1 Lap	22:17.532	1:46.897	11	Alfa Romeo 147 1.6 TS
14	61	Mäntylä Jesse	4	3	10 Laps	5:09.943	1:39.664	3	Renault Clio 1,6
15	18	Suvanto Laura	4	2	11 Laps	3:26.531	1:39.636	2	VW Golf IV

Margin of Victory	Avg. Speed	Best Lap Tm	Best Spd	Best Lap by
1.787	99,695	1:37.089	100,967	20 - Lähteenmäki Toni

Chief of Timing & Scoring

Orbits

Race Director

www.amb-it.com

www.mylaps.com

Licensed to: Turun Special Cars Oy

V1600

KEMORA 2,723 Km

V1600 Cup Lähtö 2

7.8.2011 15:45

Race started at 15:46:07

Pos	No.	Name	Class	Laps	Diff	Total Tm	Best Tm	In Lap	Make
1	20	Lähteenmäki Toni	4	14		20:34.578	1:27.475	2	Honda civic
2	15	Koliseva Otto	4	14	7.031	20:41.609	1:27.425	3	Alfa 147
3	4	Pohjola Jari	4	14	8.561	20:43.139	1:27.658	13	Suzuki Swift Sport
4	5	Vainioniemi Sami	4	14	11.605	20:46.183	1:27.319	12	Honda Civic
5	26	Kanerva Marko	4	14	15.495	20:50.073	1:28.149	6	Peugeot 206 XS
6	7	Mäkelä Arttu	4	14	18.928	20:53.506	1:28.463	6	Alfa Romeo 147 TS
7	18	Suvanto Laura	4	14	25.807	21:00.385	1:28.194	3	VW Golf IV
8	12	Jääski Kari	4	14	1:05.159	21:39.737	1:30.654	2	Citroen C2
9	16	Lehtinen Seppo	4	14	1:09.861	21:44.439	1:32.120	10	Audi A3
10	11	Kulju Kari	4	14	1:23.366	21:57.944	1:32.713	2	Citroen C2 GT
11	14	Karjalainen Juha	4	14	1:24.752	21:59.330	1:32.139	2	VW Polo 1.4
12	30	Dahl Timo	4	13	1 Lap	21:19.137	1:35.537	2	Alfa Romeo 147 1.6 TS
Not classified ()									
DNF	69	Nieminen Jukka	4	7	DNF	10:30.500	1:28.170	6	VW Lupo GTI
DNF	17	Aho Emil	4	2	DNF	3:06.353	1:28.918	2	Alfa 147
DNS	61	Mäntylä Jesse	4		DNS	55.598		0	Renault Clio 1,6

Margin of Victory	Avg. Speed	Best Lap Tm	Best Spd	Best Lap by
7.031	111,163	1:27.319	112,264	5 - Vainioniemi Sami

Rata-SM Kemora

Sorted on Laps

Camaro KEMORA 2,723 Km

Camaro Cup Lähtö 1 6.8.2011 15:30

Race started at 15:45:57

Pos	No.	Name	Class	Laps	Diff	Total Tm	Best Tm	In Lap	Make
1	50	Krohn Jesse	7	15		21:17.625	1:22.396	2	Camaro
2	55	Laine Jesse	7	15	19.113	21:36.738	1:23.205	2	Chevrolet Camaro
3	30	Nurminen Jari	7	15	23.025	21:40.650	1:23.338	2	Chevrolet Camaro
4	31	Leivo Tony	7	15	29.367	21:46.992	1:24.808	2	Chevrolet Camaro
5	99	Berggren Bill	7	15	35.890	21:53.515	1:25.467	8	Chevrolet Camaro
6	88	Kasi Anssi-Jukka	7	15	1:00.059	22:17.684	1:25.740	3	Chevrolet Camaro
7	65	Kuivala Jouni	7	15	1:08.018	22:25.643	1:26.167	3	Camaro Chevrolet

Not classified ()

DNS	44	Tanninen Jani	7		DNS			0	Chevrolet Camaro
DNS	14	Punkari Antti	7		DNS			0	Chevrolet Camaro

Margin of Victory	Avg. Speed	Best Lap Tm	Best Spd	Best Lap by
19.113	115,090	1:22.396	118,972	50 - Krohn Jesse

Chief of Timing & Scoring

Orbits

Race Director

www.amb-it.com

www.mylaps.com

Licensed to: Turun Special Cars Oy

Camaro KEMORA 2,723 Km

Camaro Cup Lähtö 2 7.8.2011 15:10

Race started at 15:13:33

Pos	No.	Name	Class	Laps	Diff	Total Tm	Best Tm	In Lap	Make
1	50	Krohn Jesse	7	17		20:26.034	1:11.519	4	Camaro
2	30	Nurminen Jari	7	17	19.755	20:45.789	1:12.141	4	Chevrolet Camaro
3	31	Leivo Tony	7	17	29.799	20:55.833	1:13.081	2	Chevrolet Camaro
4	65	Kuivala Jouni	7	17	31.527	20:57.561	1:13.090	8	Camaro Chevrolet
5	88	Kasi Anssi-Jukka	7	17	1:08.733	21:34.767	1:14.497	2	Chevrolet Camaro
6	14	Punkari Antti	7	15	2 Laps	20:42.778	1:20.697	14	Chevrolet Camaro
7	99	Berggren Bill	7	14	3 Laps	17:20.950	1:13.317	12	Chevrolet Camaro
8	55	Laine Jesse	7	3	14 Laps	3:43.495	1:12.956	2	Chevrolet Camaro

Margin of Victory	Avg. Speed	Best Lap Tm	Best Spd	Best Lap by
19.755	135,924	1:11.519	137,066	50 - Krohn Jesse

Legends

KEMORA 2,723 Km

Legends Trophy Lähtö 1

6.8.2011 16:10

Race started at 16:24:53

Pos	No.	Name	Class	Laps	Diff	Total Tm	Best Tm	In Lap	Make
1	21	Erkkilä Sami	6	11		17:57.817	1:37.075	5	Ford -34 Sedan
2	51	Joutvuo Kimmo	6	11	9.158	18:06.975	1:37.542	5	Ford -34 Sedan
3	84	Matintupa Pasi	6	11	12.528	18:10.345	1:36.959	9	Dodge -37 Coupe
4	87	Haarahiltunen Juha	6	11	13.787	18:11.604	1:37.178	6	Ford -34 Sedan
5	85	Kumpula Ossi	6	11	16.735	18:14.552	1:37.408	10	Ford -34 Sedan
6	4	Kovalainen Seppo	6	11	21.708	18:19.525	1:37.714	10	Ford 34 sedan
7	32	Ahokas Johan	6	11	23.081	18:20.898	1:38.114	10	Ford -34 Sedan
8	6	Mankonen Marko	6	11	26.579	18:24.396	1:37.805	8	chevy 34 coupe
9	50	Koivisto Jari	6	11	30.172	18:27.989	1:38.643	7	Cervolet 37 Sedan Sedan
10	18	Seppänen Pekka	6	11	31.007	18:28.824	1:38.578	8	Ford Sedan -37
11	7	Parkkari Markku	6	11	36.634	18:34.451	1:38.645	6	Chevy -34 Sedan
12	49	Halen Alekski	6	11	40.120	18:37.937	1:39.247	9	Ford Sedan 1934
13	45	Riekkola Lauri	6	11	42.691	18:40.508	1:40.070	7	Ford -34 Sedan
14	3	Kinnunen Mikko	6	11	42.743	18:40.560	1:39.556	7	Ford -34 Sedan
15	75	Rinne Riku	6	11	43.691	18:41.508	1:39.064	9	Ford -34 Coupe
16	19	Kettunen Joni	6	11	46.617	18:44.434	1:39.518	7	Ford FORD -37
17	63	Nissinen Joonas	6	11	46.774	18:44.591	1:38.964	7	Ford -37 Sedan
18	33	Koistinen Peetu-Kasimir	6	11	49.466	18:47.283	1:38.987	10	Ford -34 Sedan
19	20	Kari Jesse	6	11	52.964	18:50.781	1:39.703	10	Ford 34 sedan
20	15	Riihimaa Riku	6	11	56.758	18:54.575	1:40.739	6	Ford -34 Sedan
21	23	Tuomaala Henri	6	11	59.042	18:56.859	1:40.692	7	Ford `34 sedan
22	25	Väre Antti	6	11	1:04.994	19:02.811	1:40.996	6	Ford -37 coupe
23	42	Lipsanen Mika	6	11	1:07.874	19:05.691	1:40.459	6	Chevy Sedan -37
24	28	Kähärä Pauli	6	11	1:20.274	19:18.091	1:42.586	7	Ford -34 coupe
25	43	Tikkala Sirpa	6	11	1:27.695	19:25.512	1:43.375	6	Ford -34 Coupe
26	35	Laukkanen Juha	6	11	1:31.007	19:28.824	1:40.798	8	Ford -34 Coupe
27	55	Niittymäki Esa	6	11	1:38.257	19:36.074	1:44.048	9	Ford -34 Coupe
28	41	Fagerström Pontus	6	11	1:41.662	19:39.479	1:43.854	8	Chevy Coupe -34
29	27	Lahnalahti Jarno	6	10	1 Lap	18:08.824	1:46.168	6	Ford -34 Coupe
30	34	Tuomaala Markku	6	10	1 Lap	18:21.742	1:46.007	7	ford -34 coupe
31	95	Lönnqvist Kristina	6	10	1 Lap	18:22.778	1:47.110	7	Ford -34 Coupe
32	91	Ristimäki Kari	6	10	1 Lap	18:24.056	1:47.108	6	Ford Coupe -34
33	16	Koponen Juhani	6	10	1 Lap	18:49.525	1:49.665	5	Ford 34 Sedan
34	67	Koivisto Petteri	6	10	1 Lap	18:50.767	1:49.133	7	Ford -37 coupe
35	178	Saari Marko	6	9	2 Laps	18:25.789	1:52.931	3	Ford Sedan -34

Not classified ()

DNS	22	Rantala Niklas	6		DNS			0	Ford -34 Sedan
-----	----	----------------	---	--	-----	--	--	---	----------------

Margin of Victory	Avg. Speed	Best Lap Tm	Best Spd	Best Lap by
9.158	100,046	1:36.959	101,103	84 - Matintupa Pasi

Chief of Timing & Scoring

Orbits

Race Director

www.amb-it.com

www.mylaps.com

Licensed to: Turun Special Cars Oy

# Rata-SM Kemora

Sorted on Laps

Legends  
 Legends Trophy Lähtö 2  
 Race started at 14:42:49

KEMORA 2,723 Km

7.8.2011 14:35



Pos	PIC	No.	Name	Clas	Make	Club	Laps	Diff	Best Tm	In Lap	Total Tm	Comment
1	1	84	Matintupa Pasi	6	Dodge -37 Coupe	JärvisUA	13		1:20.776	9	17:38.186	
2	2	6	Mankonen Marko	6	chevy 34 coupe	AL-Myrskylä	13	0.427	1:20.626	9	17:38.613	
3	3	85	Kumpula Ossi	6	Ford -34 Sedan	LCF	13	0.724	1:20.502	11	17:38.910	
4	4	51	Joutvuo Kimmo	6	Ford -34 Sedan	AAU	13	4.994	1:20.916	7	17:43.180	
5	5	4	Kovalainen Seppo	6	Ford 34 sedan	OFK-125	13	6.775	1:20.874	6	17:44.961	
6	6	33	Koistinen Peetu-Kasimir	6	Ford -34 Sedan	A-MOTORSPOF	13	12.286	1:20.447	11	17:50.472	
7	7	15	Riihimaa Riku	6	Ford -34 Sedan	Kurikan UA	13	12.926	1:20.797	4	17:51.112	
8	8	19	Kettunen Joni	6	Ford FORD -37	LCF	13	13.539	1:21.322	12	17:51.725	
9	9	75	Rinne Riku	6	Ford -34 Coupe	SiAk	13	14.159	1:21.110	11	17:52.345	
10	10	63	Nissinen Joonas	6	Ford -37 Sedan	EspooUA	13	14.741	1:21.261	12	17:52.927	
11	11	32	Ahokas Johan	6	Ford -34 Sedan	A-MOTORSPOF	13	15.300	1:20.823	4	17:53.486	
12	12	20	Kari Jesse	6	Ford 34 sedan	KvanUA	13	16.920	1:21.499	10	17:55.106	
13	13	21	Erkkilä Sami	6	Ford -34 Sedan	FinnAK	13	17.532	1:20.632	2	17:55.718	Rangaistus 15 sek
14	14	45	Riekkola Lauri	6	Ford -34 Sedan	AAU	13	20.363	1:21.666	8	17:58.549	
15	15	7	Parkkari Markku	6	Chevy -34 Sedan	LCF	13	21.565	1:21.750	12	17:59.751	
16	16	22	Rantala Niklas	6	Ford -34 Sedan	TUA	13	23.411	1:21.393	12	18:01.597	
17	17	50	Koivisto Jari	6	Cervolet 37 Sedan Ser	SomUA	13	23.768	1:21.940	5	18:01.954	
18	18	49	Halen Aleks	6	Ford Sedan 1934	FinnAK	13	24.019	1:21.885	4	18:02.205	
19	19	3	Kinnunen Mikko	6	Ford -34 Sedan	MäntsMK	13	24.420	1:21.156	12	18:02.606	
20	20	35	Laukkanen Juha	6	Ford -34 Coupe	RiiUA	13	26.303	1:21.856	11	18:04.489	
21	21	18	Seppänen Pekka	6	Ford Sedan -37	SaiKart	13	26.787	1:22.375	3	18:04.973	
22	22	42	Lipsanen Mika	6	Chevy Sedan -37	LprRT	13	27.601	1:22.163	9	18:05.787	
23	23	25	Väre Antti	6	Ford -37 coupe	LCF	13	27.993	1:22.119	9	18:06.179	
24	24	28	Kähärä Pauli	6	Ford -34 coupe	LCF	13	29.718	1:22.153	6	18:07.904	
25	25	23	Tuomaala Henri	6	Ford `34 sedan	KaMK	13	29.933	1:22.203	12	18:08.119	
26	26	87	Haarahiltunen Juha	6	Ford -34 Sedan	XON SC	13	35.856	1:21.132	9	18:14.042	
27	27	41	Fagerström Pontus	6	Chevy Coupe -34	LCF	13	37.647	1:21.739	12	18:15.833	

Chief of Timing & Scoring

Race Director

Orbits

www.amb-it.com

www.mylaps.com

Licensed to: Turun Special Cars Oy


## Rata-SM Kemora

Sorted on Laps

Legends  
 Legends Trophy Lähtö 2  
 Race started at 14:42:49

KEMORA 2,723 Km

7.8.2011 14:35



Pos	PIC	No.	Name	Clas	Make	Club	Laps	Diff	Best Tm	In Lap	Total Tm	Comment
28	28	43	Tikkala Sirpa	6	Ford -34 Coupe	OFK-125	13	38.192	1:22.914	3	18:16.378	
29	29	55	Niittymäki Esa	6	Ford -34 Coupe	RiiUA	13	48.543	1:23.753	4	18:26.729	
30	30	67	Koivisto Petteri	6	Ford -37 coupe	LCF	13	59.193	1:24.168	3	18:37.379	
31	31	27	Lahnalahti Jarno	6	Ford -34 Coupe	NokUA	13	59.299	1:24.473	9	18:37.485	
32	32	95	Lönnqvist Kristina	6	Ford -34 Coupe	SiAk	13	59.527	1:24.576	8	18:37.713	
33	33	34	Tuomaala Markku	6	ford -34 coupe	KaMK	13	1:05.393	1:21.392	12	18:43.579	
34	34	16	Koponen Juhani	6	Ford 34 Sedan	VarkUA	13	1:16.438	1:25.607	3	18:54.624	
35	35	178	Saari Marko	6	Ford Sedan -34	EPUA	12	1 Lap	1:30.071	2	18:42.628	
36	36	91	Ristimäki Kari	6	Ford Coupe -34	LCF				0		

## Rata-SM Kemora

Sorted on Laps


Legends

KEMORA 2,723 Km

Legends Trophy Lähtö 3

7.8.2011 16:45

Race started at 16:54:58



Pos	PIC	No.	Name	Clas	Make	Club	Laps	Diff	Best Tm	In Lap	Total Tm	Comment
1	1	84	Matintupa Pasi	6	Dodge -37 Coupe	JärvisUA	13		1:20.411	3	17:40.218	
2	2	85	Kumpula Ossi	6	Ford -34 Sedan	LCF	13	0.497	1:20.317	13	17:40.715	
3	3	21	Erkkilä Sami	6	Ford -34 Sedan	FinnAK	13	1.095	1:20.273	2	17:41.313	
4	4	33	Koistinen Peetu-Kasimir	6	Ford -34 Sedan	A-MOTORSPOF	13	1.751	1:20.772	5	17:41.969	
5	5	6	Mankonen Marko	6	chevy 34 coupe	AL-Myrskylä	13	1.831	1:20.403	3	17:42.049	Rangaistus 1,5 sek
6	6	15	Riihimaa Riku	6	Ford -34 Sedan	Kurikan UA	13	3.311	1:20.663	3	17:43.529	
7	7	87	Haarahiltunen Juha	6	Ford -34 Sedan	XON SC	13	8.304	1:21.133	2	17:48.522	
8	8	75	Rinne Riku	6	Ford -34 Coupe	SiAk	13	8.584	1:20.963	2	17:48.802	
9	9	32	Ahokas Johan	6	Ford -34 Sedan	A-MOTORSPOF	13	8.759	1:21.169	5	17:48.977	
10	10	19	Kettunen Joni	6	Ford FORD -37	LCF	13	9.018	1:21.049	3	17:49.236	
11	11	4	Kovalainen Seppo	6	Ford 34 sedan	OFK-125	13	10.036	1:21.333	6	17:50.254	
12	12	63	Nissinen Joonas	6	Ford -37 Sedan	EspooUA	13	12.703	1:21.366	13	17:52.921	
13	13	22	Rantala Niklas	6	Ford -34 Sedan	TUA	13	12.994	1:21.168	2	17:53.212	
14	14	45	Riekkola Lauri	6	Ford -34 Sedan	AAU	13	13.263	1:21.385	4	17:53.481	
15	15	20	Kari Jesse	6	Ford 34 sedan	KvanUA	13	15.330	1:21.014	5	17:55.548	
16	16	35	Laukkanen Juha	6	Ford -34 Coupe	RiiUA	13	25.752	1:21.988	3	18:05.970	
17	17	49	Halen Aleks	6	Ford Sedan 1934	FinnAK	13	26.050	1:21.931	3	18:06.268	
18	18	41	Fagerström Pontus	6	Chevy Coupe -34	LCF	13	28.954	1:21.845	5	18:09.172	
19	19	25	Väre Antti	6	Ford -37 coupe	LCF	13	29.852	1:22.316	8	18:10.070	
20	20	28	Kähärä Pauli	6	Ford -34 coupe	LCF	13	30.241	1:22.120	10	18:10.459	
21	21	23	Tuomaala Henri	6	Ford `34 sedan	KaMK	13	30.597	1:21.825	3	18:10.815	
22	22	7	Parkkari Markku	6	Chevy -34 Sedan	LCF	13	30.914	1:22.175	10	18:11.132	
23	23	43	Tikkala Sirpa	6	Ford -34 Coupe	OFK-125	13	39.475	1:22.961	3	18:19.693	
24	24	27	Lahnalahti Jarno	6	Ford -34 Coupe	NokUA	13	44.570	1:23.420	2	18:24.788	
25	25	55	Niittymäki Esa	6	Ford -34 Coupe	RiiUA	13	47.375	1:23.517	9	18:27.593	
26	26	3	Kinnunen Mikko	6	Ford -34 Sedan	MäntsMK	13	55.663	1:21.425	6	18:35.881	
27	27	95	Lönnqvist Kristina	6	Ford -34 Coupe	SiAk	13	56.160	1:24.290	3	18:36.378	

Chief of Timing & Scoring

Race Director

Orbits

www.amb-it.com

www.mylaps.com

Licensed to: Turun Special Cars Oy


# Rata-SM Kemora

Sorted on Laps

Legends  
 Legends Trophy Lähtö 3  
 Race started at 16:54:58

KEMORA 2,723 Km

7.8.2011 16:45



Pos	PIC	No.	Name	Clas	Make	Club	Laps	Diff	Best Tm	In Lap	Total Tm	Comment
28	28	67	Koivisto Petteri	6	Ford -37 coupe	LCF	13	1:09.172	1:23.734	3	18:49.390	
29	29	16	Koponen Juhani	6	Ford 34 Sedan	VarkUA	13	1:19.404	1:25.611	3	18:59.622	
30	30	34	Tuomaala Markku	6	ford -34 coupe	KaMK	12	1 Lap	1:23.567	4	17:01.168	
31	31	178	Saari Marko	6	Ford Sedan -34	EPUA	12	1 Lap	1:27.805	9	18:04.838	
32	32	51	Joutvu Kimmo	6	Ford -34 Sedan	AAU	11	2 Laps	1:20.978	6	15:38.489	
33	33	42	Lipsanen Mika	6	Chevy Sedan -37	LprRT	8	5 Laps	1:22.046	5	11:11.309	
34	34	18	Seppänen Pekka	6	Ford Sedan -37	SaiKart	5	8 Laps	1:22.408	4	7:07.516	
35	35	50	Koivisto Jari	6	Cervolet 37 Sedan Ser	SomUA	4	9 Laps	1:22.244	4	5:42.054	
Not classified ()												
DNS	36	91	Ristimäki Kari	6	Ford Coupe -34	LCF		DNS		0		

Rata-SM Kemora

Sorted on Laps

Porsche GT3 Cup NEZ GT Honda Challenge

KEMORA 2,723 Km

Porsche GT3 Cup / NEZ GT / Honda Ch lähtö 1

6.8.2011 14:55

Race started at 15:01:23

Pos	No.	Name	Class	Laps	Diff	Total Tm	Best Tm	In Lap	Make
10									
1	27	Antonov Alexander	10	12		18:46.936	1:32.594	11	Honda Civic Type-R
2	29	Yashin Pavel	10	12	1:25.240	20:12.176	1:37.394	4	Honda Civic Type-R
5									
1	96	Niemi Raimo	5	13		19:26.465	1:27.940	13	Porsche 911 GT 3
2	114	Rytilä Tapio	5	12	1 Lap	18:30.006	1:30.121	2	Porsche 911 GT3 Cup
3	11	Laitinen Janne	5	10	3 Laps	19:03.497	1:30.539	3	Porsche GT 3 Cup
Not classified ()									
DNF	502	P Kangas Simo	5		DNF	0.976		0	Porsche 911 GT3 Cup
8									
1	20	Hietämäki Markku	8	13		18:58.400	1:25.495	2	Lamborghini Gallardo 520 GT3
2	10	Lindholm Sebastian	8	13	2.969	19:01.369	1:24.866	13	Lamborghini Gallardo
9									
1	12	Kuismanen Pertti	9	13		18:17.929	1:22.234	1	Ford GT
2	14	Nieminen Toni	9	13	7.982	18:25.911	1:22.714	5	BMW 850i
Not classified ()									
DNF	8	Valtti Jari	9	5	DNF	7:04.119	1:23.399	2	BMW M3 S38

Margin of Victory	Avg. Speed	Best Lap Tm	Best Spd	Best Lap by
7.982	116,070	1:22.234	119,206	12 - Kuismanen Pertti

Chief of Timing & Scoring

Orbits

Race Director

www.amb-it.com

www.mylaps.com

Licensed to: Turun Special Cars Oy

Rata-SM Kemora

Sorted on Laps

Porsche GT3 Cup NEZ GT Honda Challenge

KEMORA 2,723 Km

Porsche GT3 Cup / NEZ GT / Honda Ch Lähtö 2

7.8.2011 14:00

Race started at 14:05:43

Pos	No.	Name	Class	Laps	Diff	Total Tm	Best Tm	In Lap	Make
10									
1	27	Antonov Alexander	10	16		21:22.432	1:19.003	6	Honda Civic Type-R
2	29	Yashin Pavel	10	15	1 Lap	21:15.077	1:23.167	11	Honda Civic Type-R
5									
1	11	Laitinen Janne	5	17		20:49.511	1:12.096	10	Porsche GT 3 Cup
2	502	P Kangas Simo	5	17	20.533	21:10.044	1:12.947	11	Porsche 911 GT3 Cup
3	96	Niemi Raimo	5	17	29.182	21:18.693	1:14.293	13	Porsche 911 GT 3
4	114	Rytilä Tapio	5	16	1 Lap	20:08.367	1:14.371	12	Porsche 911 GT3 Cup
8									
1	10	Lindholm Sebastian	8	17		20:35.987	1:11.667	6	Lamborghini Gallardo
2	20	Hietamäki Markku	8	17	12.501	20:48.488	1:11.918	7	Lamborghini Gallardo 520 GT3
9									
1	12	Kuismanen Pertti	9	17		20:06.581	1:09.857	5	Ford GT
Not classified ()									
DNF	14	Nieminen Toni	9	6	DNF	7:27.070	1:12.459	3	BMW 850i
DNS	8	Valtti Jari	9		DNS			0	BMW M3 S38

Margin of Victory	Avg. Speed	Best Lap Tm	Best Spd	Best Lap by
29.406	138,116	1:09.857	140,327	12 - Kuismanen Pertti

Chief of Timing & Scoring

Orbits

Race Director

www.amb-it.com

www.mylaps.com

Licensed to: Turun Special Cars Oy

PRCF

KEMORA 2,723 Km

PRCF lähtö 1

6.8.2011 13:55

Race started at 13:57:30

Pos	No.	Name	Class	Laps	Diff	Total Tm	Best Tm	In Lap	Make
1	511	Urpiala Tuisku	12	14		20:54.618	1:27.299	2	Porsche GT3 Cup
2	760	Laitinen Janne	12	14	19.283	21:13.901	1:29.800	10	Porsche 914
3	313	Niemelä Toni	12	13	1 Lap	20:58.519	1:36.210	6	Porsche 911
4	268	Puska Heikki	12	13	1 Lap	21:00.268	1:35.886	12	Porsche 968 CS
5	221	Virkki Timo	12	13	1 Lap	21:13.088	1:36.663	4	Porsche 968 TS Cuup
6	757	Pihala Aarno	12	13	1 Lap	21:15.390	1:35.292	8	Porsche GT3 Cup
7	304	Kangas Kirsi	12	13	1 Lap	22:04.025	1:39.957	10	Porsche 911
8	109	Vanhamäki Taisto	12	12	2 Laps	21:28.995	1:45.716	12	Porsche 944
9	323	Pollari Ossi	12	12	2 Laps	21:35.588	1:45.911	2	Porsche Boxster
10	134	Puska Reima	12	12	2 Laps	22:15.137	1:47.727	3	Porsche 944
11	216	Järvelä Kai	12					0	Porsche 911 SC

Margin of Victory

Avg. Speed

Best Lap Tm

Best Spd

Best Lap by

19.283

109,387

1:27.299

112,290

511 - Urpiala Tuisku

Chief of Timing & Scoring

Orbits

Race Director

www.amb-it.com

www.mylaps.com

Licensed to: Turun Special Cars Oy

PRCF

KEMORA 2,723 Km

PRCF lähtö 2

6.8.2011 17:45

Race started at 17:50:49

Pos	No.	Name	Class	Laps	Diff	Total Tm	Best Tm	In Lap	Make
1	511	Urpiala Tuisku	12	14		21:11.225	1:29.040	12	Porsche GT3 Cup
2	760	Laitinen Janne	12	14	22.221	21:33.446	1:30.686	11	Porsche 914
3	313	Niemelä Toni	12	14	1:36.862	22:48.087	1:36.874	7	Porsche 911
4	268	Puska Heikki	12	13	1 Lap	21:13.661	1:36.866	12	Porsche 968 CS
5	221	Virkki Timo	12	13	1 Lap	21:26.181	1:37.718	3	Porsche 968 TS Cuup
6	757	Pihala Aarno	12	13	1 Lap	22:22.313	1:38.806	13	Porsche GT3 Cup
7	109	Vanhamäki Taisto	12	12	2 Laps	21:29.903	1:45.498	10	Porsche 944
8	134	Puska Reima	12	12	2 Laps	21:49.224	1:44.962	12	Porsche 944
Not classified ()									
DNS	304	Kangas Kirsi	12		DNS			0	Porsche 911
DNS	323	Pollari Ossi	12		DNS			0	Porsche Boxster

Margin of Victory	Avg. Speed	Best Lap Tm	Best Spd	Best Lap by
22.221	107,958	1:29.040	110,094	511 - Urpiala Tuisku

Chief of Timing & Scoring

Orbits

Race Director

www.amb-it.com

www.mylaps.com

Licensed to: Turun Special Cars Oy

BMW Xtreme

KEMORA 2,723 Km

Xtreme Race Cup Lähtö 1

6.8.2011 16:45

Race started at 16:55:53

Pos	No.	Name	Class	Laps	Diff	Total Tm	Best Tm	In Lap	Make
1	1	Liiri Heikki	3	29		45:48.195	1:29.870	25	BMW 325i
2	96	Grönthal/Grönthal	3	29	5.637	45:53.832	1:30.124	20	BMW 325i
3	22	Hannonen Juha	3	29	6.369	45:54.564	1:29.405	26	BMW 325i
4	25	Rantanen/Rantanen	3	29	21.069	46:09.264	1:30.188	19	BMW 325i
5	14	Antikainen Jarmo	3	29	21.248	46:09.443	1:30.561	26	BMW 325i
6	8	Oja Jesse	3	29	25.906	46:14.101	1:30.295	28	BMW 325i
7	27	Työppönen/Huhtala	3	29	27.958	46:16.153	1:30.302	27	BMW 325i
8	3	Jalonen Olli	3	29	34.749	46:22.944	1:30.061	28	BMW 325i
9	77	Jokiaho Juha	3	29	40.056	46:28.251	1:30.032	28	BMW 325i
10	69	Grönthal/Nuoramo	3	29	44.799	46:32.994	1:30.545	26	BMW 325i
11	29	Bäckroos/Bäck	3	29	54.836	46:43.031	1:30.864	27	BMW 325i
12	26	Lintumäki/Lintumäki	3	29	57.866	46:46.061	1:30.580	27	BMW 325i
13	10	Martelius/Hosike	3	29	1:19.514	47:07.709	1:32.434	29	BMW 325i
14	33	Hannula /Ståhl	3	29	1:19.731	47:07.926	1:31.263	13	BMW 325i
15	67	Laaksonen/Mäkelä	3	29	1:21.483	47:09.678	1:31.671	28	BMW 325i
16	20	Pekkola/Latvanen	3	29	1:33.201	47:21.396	1:31.703	12	BMW 325i
17	63	Lehtonen/Leinonen	3	28	1 Lap	46:51.229	1:34.266	12	BMW 325i
18	7	Juti/Peltola	3	27	2 Laps	45:51.070	1:34.036	11	BMW 325i

Margin of Victory	Avg. Speed	Best Lap Tm	Best Spd	Best Lap by
5.637	103,443	1:29.405	109,645	22 - Hannonen Juha

Chief of Timing & Scoring

Orbits

Race Director

www.amb-it.com

www.mylaps.com

Licensed to: Turun Special Cars Oy

## Rata-SM Kemora

Sorted on Laps


BMW Xtreme

KEMORA 2,723 Km

Xtreme Race Cup Lähtö 2

7.8.2011 12:35

Race started at 12:35:55



Pos	PIC	No.	Name	Clas	Make	Club	Laps	Diff	Best Tm	In Lap	Total Tm	Comment
1	1	1	Liiri Heikki	3	BMW 325i	HeiUA	32		1:21.756	24	45:26.222	
2	2	69	Grönthal/Nuoramo	3	BMW 325i	NuUA/NuUA	32	2.916	1:21.451	11	45:29.138	
3	3	22	Hannonen Juha	3	BMW 325i	HRF/	32	3.357	1:21.518	32	45:29.579	
4	4	25	Rantanen/Rantanen	3	BMW 325i	HRF/HRF	32	12.405	1:21.582	23	45:38.627	Rangaistus 10 sek
5	5	96	Grönthal/Grönthal	3	BMW 325i	NuUA/NuUA	32	20.049	1:22.094	7	45:46.271	
6	6	14	Antikainen Jarmo	3	BMW 325i	KotkaUA/	32	35.923	1:22.234	6	46:02.145	
7	7	3	Jalonen Olli	3	BMW 325i	HanUA/NuUA	32	36.410	1:22.220	17	46:02.632	
8	8	27	Työppönen/Huhtala	3	BMW 325i	KEIMOLA FK-K/	32	36.870	1:22.012	24	46:03.092	
9	9	26	Lintumäki/Lintumäki	3	BMW 325i	KEIMOLA FK-K/	32	51.015	1:22.907	9	46:17.237	
10	10	20	Pekkola/Latvanen	3	BMW 325i	PertUA/PertUA	32	53.375	1:22.473	25	46:19.597	
11	11	8	Oja Jesse	3	BMW 325i	Tamua/	32	56.465	1:22.417	20	46:22.687	Rangaistus 26 sek
12	12	33	Hannula /Ståhl	3	BMW 325i	KySUA/KySUA	32	1:03.404	1:23.119	21	46:29.626	
13	13	10	Martelius/Hosike	3	BMW 325i	HRF/AUA	32	1:19.290	1:23.164	3	46:45.512	
14	14	7	Juti/Peltola	3	BMW 325i	SatUA/SatUA	31	1 Lap	1:23.388	27	45:48.763	
15	15	67	Laaksonen/Mäkelä	3	BMW 325i	NokUA/NokUA	31	1 Lap	1:23.211	14	45:53.479	Rangaistus 10 sek
Not classified ()												
DNF	16	63	Lehtonen/Leinonen	3	BMW 325i	HRF/EspooUA	22	DNF	1:24.530	21	33:29.294	
DNF	17	77	Jokiaho Juha	3	BMW 325i	EPUA/	19	DNF	1:22.143	2	27:55.646	
DNF	18	29	Bäckroos/Bäck	3	BMW 325i	UAU/LapUA	13	DNF	1:23.839	8	18:44.271	

Chief of Timing & Scoring

Race Director

Orbits

www.amb-it.com

www.mylaps.com

Licensed to: Turun Special Cars Oy

Rata-SM Kemora

Sorted on Laps

Kuorma-autot

KEMORA 2,723 Km

Kuorma-autot Lähtö 1

6.8.2011 18:15

Race started at 18:19:52

Pos	No.	Name	Class	Laps	Diff	Total Tm	Best Tm	In Lap	Make
1	16	Mäkinen Mika	13	10		17:10.486	<b>1:41.225</b>	10	man tgs
2	81	Rinne Juha	13	10	5.960	17:16.446	1:41.832	10	Sisu SL 250
3	84	Forsström Erik	13	10	19.497	17:29.983	1:43.302	10	Mercedes 1625 LS
4	60	Suhonen Kari	13	10	21.874	17:32.360	1:43.653	4	Sisu SL 250
5	68	Jauhiainen Jarkko	13	10	23.396	17:33.882	1:44.052	9	Scania P113
6	71	Teini Aki	13	10	30.778	17:41.264	1:43.902	10	Iveco Stralis
7	78	Vikman Raine	13	10	31.390	17:41.876	1:43.853	10	Sisu SR 340
8	96	Peiponen Rami	13	10	32.251	17:42.737	1:42.137	10	Mercedes v10-18L
9	86	Pulkkinen Henri	13	10	1:33.785	18:44.271	1:49.113	10	Scania 140
10	93	Rantanen Jari	13	10	1:36.551	18:47.037	1:48.934	10	Volvo NL 10
11	74	Järvinen Juhani	13	10	1:39.021	18:49.507	1:50.847	3	SCANIA T143H
Not classified ()									
DNS	59	Salonen Matti	13		DNS			0	Mercedes Benz do Brasil L 162

Margin of Victory	Avg. Speed	Best Lap Tm	Best Spd	Best Lap by
5.960	95,128	1:41.225	96,842	16 - Mäkinen Mika

Chief of Timing & Scoring

Orbits

Race Director

www.amb-it.com

www.mylaps.com

Licensed to: Turun Special Cars Oy

# Rata-SM Kemora

Sorted on Laps


Kuorma-autot

KEMORA 2,723 Km

Kuorma-autot Lähtö 2

7.8.2011 17:15

Race started at 17:22:23



Pos	PIC	No.	Name	Clas	Make	Club	Laps	Diff	Best Tm	In Lap	Total Tm	Comment
1	1	16	Mäkinen Mika	13	man tgs	KySUA	12		1:29.144	10	18:03.486	
2	2	81	Rinne Juha	13	Sisu SL 250	RTF	12	34.015	1:32.153	8	18:37.501	
3	3	60	Suhonen Kari	13	Sisu SL 250	HuiUA	12	40.751	1:32.153	12	18:44.237	
4	4	71	Teini Aki	13	Iveco Stralis	KySUA	12	47.413	1:31.372	9	18:50.899	
5	5	96	Peiponen Rami	13	Mercedes v10-18L	KySUA	12	49.716	1:32.379	9	18:53.202	Aikasakko 10 sek
6	6	78	Vikman Raine	13	Sisu SR 340	IKA-UA	12	56.830	1:32.950	7	19:00.316	
7	7	74	Järvinen Juhani	13	SCANIA T143H	HämUA	12	1:35.725	1:35.754	10	19:39.211	
8	8	93	Rantanen Jari	13	Volvo NL 10	KySUA	11	1 Lap	1:37.034	4	18:08.633	
9	9	86	Pulkkinen Henri	13	Scania 140	VetUA	11	1 Lap	1:36.267	9	18:09.898	

Not classified ()

DNF	10	68	Jauhiainen Jarkko	13	Scania P113	RTF	3	DNF	1:33.896	3	4:48.895	
DNF	11	59	Salonen Matti	13	Mercedes Benz do Br	KySUA	3	DNF	1:34.228	2	4:50.461	
DQ	12	84	Forsström Erik	13	Mercedes 1625 LS	KySUA	12	DQ	1:30.749	8	18:24.296	

Chief of Timing & Scoring

Race Director

Orbits

www.amb-it.com

www.mylaps.com

Licensed to: Turun Special Cars Oy