

Rata-SM 11-12.6.2010

Sorted on Laps

GT / GT Nez

Alastaro Circuit 2,721 Km

GT SM / GT NEZ Race 1

12.6.2010 11:40

Race started at 11:49:16

Pos	No.	Name	Class	Laps	Diff	Total Tm	Best Tm	In Lap	2nd Best
1	44	Lappalainen Petri	1	23		35:07.023	1:27.391	8	1:27.449
2	4	Lähteenmäki Pasi/Mäkelä V.	1	23	40.811	35:47.834	1:28.838	13	1:29.142
3	1	Kuismanen Pertti	1	23	46.719	35:53.742	1:29.071	2	1:29.183
4	11	Vanhanen Jorma	1	23	48.579	35:55.602	1:26.549	4	1:27.340
5	22	Behrens Erik	1	23	1:04.453	36:11.476	1:29.615	12	1:29.743
6	55	Suominen Erkka	1	23	1:39.748	36:46.771	1:30.411	7	1:30.837
7	14	Nieminen Toni	1	22	1 Lap	35:46.379	1:33.254	14	1:33.343
8	12	P Kangas Simo	1	22	1 Lap	35:49.868	1:33.197	17	1:33.236
9	2	Viitala Mika	1	22	1 Lap	36:18.673	1:33.753	17	1:33.946
10	9	Urpiala Tuisku	1	21	2 Laps	35:21.755	1:34.929	20	1:35.077
11	13	Rytilä Tapio	1	21	2 Laps	36:14.670	1:35.881	15	1:36.926
12	20	Hietämäki Markku	1	9	14 Laps	14:27.050	1:32.942	5	1:33.187
13	21	Axelhult Per-Erik	1					0	

Margin of Victory	Avg. Speed	Best Lap Tm	Best Spd	Best Lap by
40.811	106,928	1:26.549	113,180	11 - Vanhanen Jorma

Chief of Timing & Scoring Jarmo Heinonen

Orbits

Race Director Petri Kivinen

www.amb-it.com

www.mylaps.com

Licensed to: Turun Special Cars Oy

Rata-SM 11-12.6.2010

Sorted on Laps

GT / GT Nez

Alastaro Circuit 2,721 Km

GT SM / GT NEZ Race 2

12.6.2010 15:40

Race started at 16:07:28

Pos	No.	Name	Class	Laps	Diff	Total Tm	Best Tm	In Lap	2nd Best
1	1	Kuismanen Pertti	1	27		35:42.544	1:15.901	8	1:16.076
2	44	Lappalainen Petri	1	27	0.269	35:42.813	1:16.019	5	1:16.142
3	22	Behrens Erik	1	27	12.108	35:54.652	1:16.399	17	1:16.476
4	11	Vanhanen Jorma	1	27	12.453	35:54.997	1:16.355	20	1:16.639
5	55	Suominen Erkkka	1	26	1 Lap	36:10.922	1:19.975	5	1:19.988
6	20	Hietamäki Markku	1	26	1 Lap	36:19.071	1:19.462	15	1:19.726
7	14	Nieminen Toni	1	25	2 Laps	36:11.287	1:21.331	7	1:21.497
8	13	Rytilä Tapio	1	25	2 Laps	37:09.628	1:23.691	8	1:24.343
9	9	Urpiala Tuisku	1	24	3 Laps	35:56.274	1:22.433	13	1:22.560

Not classified ()

DNF	4	Lähteenmäki Pasi/Mäkelä V.	1	19	DNF	25:44.543	1:16.157	9	1:16.206
DNF	2	Viitala Mika	1	4	DNF	5:57.005	1:25.851	4	1:27.160
DNF	12	P Kangas Simo	1		DNF	3.844		0	
DNS	21	Axelhult Per-Erik	1		DNS			0	

Margin of Victory	Avg. Speed	Best Lap Tm	Best Spd	Best Lap by
0.269	123,443	1:15.901	129,058	1 - Kuismanen Pertti

Chief of Timing & Scoring Jarmo Heinonen

Orbits

Race Director Petri Kivinen

www.amb-it.com

www.mylaps.com

Licensed to: Turun Special Cars Oy

Rata-SM 11-12.6.2010

Sorted on Laps

Formula Ford

Alastaro Circuit 2,721 Km

Formula Ford Race 1

12.6.2010 12:55

Race started at 13:04:22

Pos	No.	Name	Class	Laps	Diff	Total Tm	Best Tm	In Lap	2nd Best
1	77	Buri Antti	3	14		20:56.923	1:28.675	2	1:28.801
2	4	Mäkelä Miikka	3	14	24.643	21:21.566	1:29.469	8	1:29.886
3	5	Kivinen Ville	3	14	36.251	21:33.174	1:29.882	7	1:29.922
4	14	Ollila Markus	3	14	38.346	21:35.269	1:30.851	11	1:30.980
5	12	Laine Kristian	3	14	51.298	21:48.221	1:31.324	11	1:31.510
6	10	Forsman Pinja	3	13	1 Lap	21:07.360	1:35.185	9	1:35.492
7	6	Stenius Per	3	13	1 Lap	21:17.835	1:34.988	11	1:35.581
8	20	Höglund Henri	3	13	1 Lap	21:41.771	1:34.402	13	1:35.431
9	15	Mäkelä Milla	3	13	1 Lap	21:56.602	1:35.758	7	1:36.039
10	46	Leinonen Tommi	3	12	2 Laps	21:12.805	1:43.137	6	1:43.255

Not classified ()

DNF	11	Ylitalo Elmeri	3	10	DNF	16:21.555	1:33.927	2	1:36.311
-----	----	----------------	---	----	-----	-----------	----------	---	----------

Margin of Victory	Avg. Speed	Best Lap Tm	Best Spd	Best Lap by
24.643	109,106	1:28.675	110,466	77 - Buri Antti

Chief of Timing & Scoring Jarmo Heinonen

Orbits

Race Director Petri Kivinen

www.amb-it.com

www.mylaps.com

Licensed to: Turun Special Cars Oy

Rata-SM 11-12.6.2010

Sorted on Laps

Formula Ford

Alastaro Circuit 2,721 Km

Formula Ford Race 2

12.6.2010 16:25

Race started at 16:51:41

Pos	No.	Name	Class	Laps	Diff	Total Tm	Best Tm	In Lap	2nd Best
1	77	Buri Antti	3	16		20:36.999	1:16.229	11	1:16.379
2	4	Mäkelä Miikka	3	16	17.713	20:54.712	1:16.720	10	1:16.973
3	5	Kivinen Ville	3	16	42.679	21:19.678	1:17.368	6	1:17.746
4	12	Laine Kristian	3	16	49.365	21:26.364	1:18.886	10	1:18.999
5	14	Ollila Markus	3	16	57.468	21:34.467	1:19.166	8	1:19.340
6	6	Stenius Per	3	16	1:22.120	21:59.119	1:21.017	6	1:21.017
7	11	Ylitalo Elmeri	3	15	1 Lap	19:46.213	1:17.439	10	1:17.566
8	20	Höglund Henri	3	15	1 Lap	20:39.458	1:20.764	13	1:21.041
9	15	Mäkelä Milla	3	15	1 Lap	20:58.124	1:20.830	12	1:21.026
10	10	Forsman Pinja	3	15	1 Lap	21:03.068	1:22.357	13	1:22.401
11	46	Leinonen Tommi	3	14	2 Laps	21:19.768	1:28.288	9	1:29.225

Margin of Victory

Avg. Speed

Best Lap Tm

Best Spd

Best Lap by

17.713

126,701

1:16.229

128,502

77 - Buri Antti

Chief of Timing & Scoring Jarmo Heinonen

Orbits

Race Director Petri Kivinen

www.amb-it.com

www.mylaps.com

Licensed to: Turun Special Cars Oy

Rata-SM 11-12.6.2010

Sorted on Laps

Formula Renault / F3

Alastaro Circuit 2,721 Km

Formula Renault / F3 Race 1

12.6.2010 13:25

Race started at 13:33:18

Pos	No.	Name	Class	Laps	Diff	Total Tm	Best Tm	In Lap	2nd Best
2									
1	3	Kleveros Kevin	2	14		20:29.515	<b>1:24.661</b>	<b>14</b>	<b>1:25.023</b>
2	11	Kurki-Suonio Oskari	2	14	4.953	20:34.468	1:25.216	12	1:25.237
3	2	Roos Daniel	2	14	5.676	20:35.191	1:24.839	13	1:25.413
4	24	Moor Johannes	2	14	16.278	20:45.793	1:25.529	14	1:26.071
5	5	Kunranta Miika	2	14	28.610	20:58.125	1:26.869	13	1:26.878
6	17	Lindberg Mattias	2	14	32.296	21:01.811	1:26.561	14	1:26.681
7	6	Nykopp Marcus	2	14	32.755	21:02.270	1:26.567	13	1:26.657
8	21	Lundströmer Ronnie	2	14	40.630	21:10.145	1:27.148	14	1:27.425
9	4	Siaurys Eimantas	2	14	41.440	21:10.955	1:26.829	12	1:27.055
10	16	Rajala Henri	2	14	1:00.559	21:30.074	1:29.039	12	1:29.042
11	1	Bryant Meisner John	2	14	1:08.800	21:38.315	1:27.511	13	1:27.648
Not classified ()									
DNF	9	Rammo Antti	2		DNF	7.882		0	
9									
1	10	Koivisto Jari	9	14		20:57.607	1:26.174	13	1:27.123
2	15	Tammi Jani	9	14	5.127	21:02.734	1:25.995	14	1:27.090
3	8	Tonteri Risto	9	14	5.663	21:03.270	1:25.858	11	1:26.028
4	22	Pitkäniemi Timo	9	14	58.438	21:56.045	1:29.479	14	1:30.499
5	20	Rinne Pekka	9	13	1 Lap	20:33.415	1:31.272	12	1:31.808
Not classified ()									
DNF	14	Joutvuo Kimmo	9	2	DNF	3:06.221	1:27.989	2	1:31.683

Margin of Victory	Avg. Speed	Best Lap Tm	Best Spd	Best Lap by
4.953	111,539	1:24.661	115,704	3 - Kleveros Kevin

Chief of Timing & Scoring Jarmo Heinonen

Orbits

Race Director Petri Kivinen

www.amb-it.com

www.mylaps.com

Licensed to: Turun Special Cars Oy

Rata-SM 11-12.6.2010

Sorted on Laps

Formula Renault / F3

Alastaro Circuit 2,721 Km

Formula Renault / F3 Race 2

12.6.2010 16:55

Race started at 17:27:57

Pos	No.	Name	Class	Laps	Diff	Total Tm	Best Tm	In Lap	2nd Best
<b>2</b>									
1	3	Kleveros Kevin	2	17		20:50.779	1:11.717	8	1:11.796
2	24	Moor Johannes	2	17	2.691	20:53.470	1:11.878	8	1:11.940
3	17	Lindberg Mattias	2	17	3.063	20:53.842	1:11.907	8	1:11.948
4	5	Kunranta Miika	2	17	3.362	20:54.141	1:12.120	7	1:12.136
5	11	Kurki-Suonio Oskari	2	17	7.923	20:58.702	1:12.334	9	1:12.340
6	9	Rammo Antti	2	17	11.618	21:02.397	1:12.674	5	1:12.686
7	2	Roos Daniel	2	17	13.142	21:03.921	1:11.678	6	1:11.803
8	1	Bryant Meisner John	2	17	15.309	21:06.088	1:12.334	6	1:12.439
9	21	Lundströmer Ronnie	2	17	16.126	21:06.905	1:12.412	8	1:12.419
10	4	Siaurys Eimantas	2	17	16.979	21:07.758	1:12.785	8	1:12.811
11	16	Rajala Henri	2	17	36.360	21:27.139	1:12.700	7	1:12.970
12	6	Nykopp Marcus	2	2	15 Laps	2:38.090	1:13.876	2	1:20.869
<b>9</b>									
1	14	Joutvuo Kimmo	9	17		21:05.677	1:12.460	8	1:12.471
2	15	Tammi Jani	9	17	35.392	21:41.069	1:13.637	8	1:13.782
3	20	Rinne Pekka	9	17	58.332	22:04.009	1:13.879	8	1:14.243
4	8	Tonteri Risto	9	16	1 Lap	20:52.755	1:14.053	15	1:14.408
5	22	Pitkäniemi Timo	9	16	1 Lap	20:58.440	1:15.170	8	1:15.341
6	10	Koivisto Jari	9	16	1 Lap	20:59.275	1:14.211	15	1:14.288

Margin of Victory	Avg. Speed	Best Lap Tm	Best Spd	Best Lap by
2.691	133,137	1:11.678	136,661	2 - Roos Daniel

Chief of Timing & Scoring Jarmo Heinonen

Orbits

Race Director Petri Kivinen

www.amb-it.com

www.mylaps.com

Licensed to: Turun Special Cars Oy

## Rata-SM 11-12.6.2010

Sorted on Laps


Legends

Alastaro Circuit 2,721 Km

Legends Race 1

12.6.2010 11:10

Race started at 11:19:21



Pos	PIC	No.	Name	Class	Make	Club	Laps	Diff	Total Tm	Best Tm Comment
1	1	21	Erkkilä Sami	4	Ford Sedan -34	FinnAK	9		17:10.173	1:52.635
2	2	87	Haarahiltunen Juha	4	Ford -34 Sedan	XON	9	0.505	17:10.678	1:52.945
3	3	17	Ylinen Petri	4	Ford sedan -34	EPUA	9	6.432	17:16.605	1:52.955
4	4	46	Hautamäki Pasi	4	Ford Sedan -34	TBo ry	9	8.603	17:18.776	1:53.060
5	5	14	Penttinen Rory	4	Chevy Chevy -37 Sedan	NSB-86	9	9.489	17:19.662	1:52.542
6	6	10	Hautakangas Raine	4	Ford 34 sedan	LCF	9	11.007	17:21.180	1:52.442
7	7	<b>89</b>	Krohn Jenni	4	<b>Ford sedan 34</b>	<b>XON</b>	9	11.776	17:21.949	<b>1:51.941</b>
8	8	4	Kovalainen Seppo	4	Ford 34 sedan	OFK-125	9	22.816	17:32.989	1:53.794
9	9	6	Mankonen Marko	4	legens chevy 34 coupe	AL-Myrskylä	9	30.041	17:40.214	1:54.663
10	10	2	Kuivala Jouni	4	Ford 34 coupe	LCF	9	30.895	17:41.068	1:53.640
11	11	50	Nurminen Janel	4			9	31.099	17:41.272	1:54.764
12	12	111	Nagulin Denis	4	Ford Coupe	LCF	9	37.744	17:47.917	1:55.254
13	13	32	Ahokas Johan	4	Ford -34 Sedan	A-MOTORSPORT	9	38.932	17:49.105	1:56.358
14	14	72	Pohjasmäki Kai	4	Ford 34-coupe	LCF	9	39.684	17:49.857	1:56.728
15	15	81	Löfvik Joakim	4	Chevy 34 Coupe	NNSB	9	39.866	17:50.039	1:55.164
16	16	9	Mäkilä Marko	4	Ford sedan	L-H UA	9	43.291	17:53.464	1:57.931
17	17	76	Ollikainen Jukka-Pekka	4	Chevy Coupe -34	LoiUA	9	44.234	17:54.407	1:54.640
18	18	61	Vanhala Niilo	4	Ford -34 Sedan	KOTKAN FK	9	44.904	17:55.077	1:55.054
19	19	19	Kettunen Joni	4	Ford 37 sedan	LCF	9	52.309	18:02.482	1:57.135
20	20	45	Riekkola Lauri	4	Ford 34 Sedan	AAU	9	59.263	18:09.436	1:58.356
21	21	75	Rinne Riku	4	Ford -34 Coupe	SiAk	9	59.849	18:10.022	1:57.797
22	22	7	Parkkari Markku	4	Chevy -34 Sedan	LCF	9	1:09.416	18:19.589	1:54.868
23	23	22	Rantala Niklas	4	Ford -34 Sedan	TUA	9	1:11.508	18:21.681	1:57.390
24	24	40	Kitinoja Marko	4	Legends sedan	EPUA	9	1:17.693	18:27.866	1:57.761
25	25	3	Kinnunen Mikko	4	Ford -34 Sedan	MäntsMK	9	1:21.420	18:31.593	1:59.698
26	26	49	Halen Alekski	4	Ford sedan 34	FinnAK	9	1:24.723	18:34.896	1:59.404
27	27	31	Bergendahl Ari-Pekka	4	Ford SEDAN-37	PokyUA	9	1:25.093	18:35.266	1:56.967

Chief of Timing &amp; Scoring Jarmo Heinonen

Race Director Petri Kivinen

Orbits

www.amb-it.com

www.mylaps.com

Licensed to: Turun Special Cars Oy

## Rata-SM 11-12.6.2010

Sorted on Laps


Legends

Alastaro Circuit 2,721 Km

Legends Race 1

12.6.2010 11:10

Race started at 11:19:21



Pos	PIC	No.	Name	Class	Make	Club	Laps	Diff	Total Tm	Best Tm	Comment
28	28	8	Kasi Anssi-Jukka	4	Ford -34 sedan	LCF	9	1:25.953	18:36.126	1:54.538	Ohitus keltaisella + 5 se
29	29	47	Ahrikkala Risto	4	Ford -34 Sedan	LCF	9	1:28.066	18:38.239	2:00.398	
30	30	30	Riihimaa Miikka	4	Chevrolet 37 sedan	NASU	9	1:33.050	18:43.223	2:01.833	
31	31	63	Nissinen Joonas	4	Ford -37 Sedan	EspooUA	9	1:33.559	18:43.732	2:01.226	
32	32	25	Väre Antti	4	Ford -37 coupe	lcf	9	1:34.658	18:44.831	2:01.114	
33	33	85	Kumpula Ossi	4	Ford -34 Sedan	LCF	9	1:35.617	18:45.790	2:00.161	
34	34	28	Kähärä Pauli	4	Ford -34 Coupe	LCF	9	1:39.050	18:49.223	1:59.467	
35	35	13	Kolehmainen Roope	4	Ford -34 Sedan	FinnAK	9	1:41.686	18:51.859	2:02.438	
36	36	55	Niittymäki Esa	4	Ford 34 Coupe	RiiUA	9	1:42.440	18:52.613	2:00.949	
37	37	34	Tuomaala Markku	4	Ford 34 coupe	KaMK	9	1:43.907	18:54.080	1:59.343	
38	38	74	Mäkelä Juha Erkki	4	Ford 34 Tudor	LCF	9	1:55.732	19:05.905	2:01.812	
39	39	43	Tikkala Sirpa	4	Ford 34 coupe	OFK-125	9	2:00.266	19:10.439	2:04.317	
40	40	99	Räikkönen Matti	4	Ford Coupe -34	LprUA	8	1 Lap	17:21.300	2:06.436	
41	41	91	Ristimäki Kari	4	Ford Coupe -34	LCF	8	1 Lap	17:37.811	2:05.872	
42	42	95	Lönnqvist Kristina	4	legends coupe	SiAk	8	1 Lap	17:39.683	2:05.402	
43	43	73	Tölli Jouni	4	Chevy Coupe -37 Legends	RTF	8	1 Lap	17:44.902	2:08.066	
44	44	44	Rintala Esa	4	Ford - 34 Coupe	OFK-125	8	1 Lap	18:23.682	2:00.695	Ohitus keltaisella + 5 se
45	45	23	Tuomaala Henri	4	Ford 34 sedan	KaMK	7	2 Laps	14:43.805	2:00.879	
46	46	80	Löfvik Sebastian	4	Ford -34 Sedan	NNSB	2	7 Laps	4:08.500	2:01.445	
47	47	78	Hautaluoma Tuomas	4	Ford Sedan -34	LCF		9 Laps	6.890		
48	48	26	Peltonen Kim	4	Ford Sedan	TBo ry		9 Laps	7.499		

Chief of Timing &amp; Scoring Jarmo Heinonen

Race Director Petri Kivinen

Orbits

www.amb-it.com

www.mylaps.com

Licensed to: Turun Special Cars Oy

Rata-SM 11-12.6.2010

Sorted on Laps

Legends

Alastaro Circuit 2,721 Km

Legends Race 2

12.6.2010 15:30

Race started at 15:40:31

Pos	No.	Name	Class	Laps	Diff	Total Tm	Best Tm	In Lap	2nd Best
1	17	Yliinen Petri	4	8		14:48.143	1:28.852	2	1:29.056
2	89	Krohn Jenni	4	8	0.113	14:48.256	1:28.867	7	1:29.294
3	14	Penttinen Rory	4	8	0.433	14:48.576	1:29.103	8	1:29.177
4	10	Hautakangas Raine	4	8	0.517	14:48.660	<b>1:28.716</b>	<b>8</b>	<b>1:29.454</b>
5	32	Ahokas Johan	4	8	1.617	14:49.760	1:28.820	8	1:29.058
6	6	Mankonen Marko	4	8	1.812	14:49.955	1:29.174	7	1:29.261
7	87	Haarahiltunen Juha	4	8	5.514	14:53.657	1:30.112	7	1:30.647
8	2	Kuivala Jouni	4	8	6.149	14:54.292	1:30.139	7	1:31.764
9	4	Kovalainen Seppo	4	8	6.238	14:54.381	1:30.898	8	1:32.120
10	8	Kasi Anssi-Jukka	4	8	6.428	14:54.571	1:30.434	7	1:30.816
11	81	Löfvik Joakim	4	8	6.714	14:54.857	1:29.539	7	1:30.893
12	76	Ollikainen Jukka-Pekka	4	8	8.921	14:57.064	1:30.627	8	1:30.691
13	46	Hautamäki Pasi	4	8	9.349	14:57.492	1:29.902	7	1:30.058
14	9	Mäkilä Marko	4	8	10.728	14:58.871	1:30.344	8	1:30.506
15	50	Nurminen Janel	4	8	11.545	14:59.688	1:31.234	8	1:31.779
16	19	Kettunen Joni	4	8	11.764	14:59.907	1:30.496	7	1:30.509
17	45	Riekkola Lauri	4	8	18.614	15:06.757	1:31.040	7	1:31.957
18	61	Vanhala Niilo	4	8	19.446	15:07.589	1:32.926	8	1:33.121
19	7	Parkkari Markku	4	8	20.237	15:08.380	1:31.562	8	1:32.215
20	40	Kitinoja Marko	4	8	20.394	15:08.537	1:31.380	7	1:31.387
21	49	Halen Alekski	4	8	20.581	15:08.724	1:30.383	8	1:30.852
22	47	Ahrikkala Risto	4	8	21.547	15:09.690	1:30.634	8	1:31.047
23	85	Kumpula Ossi	4	8	22.272	15:10.415	1:30.152	8	1:31.487
24	3	Kinnunen Mikko	4	8	23.276	15:11.419	1:29.965	8	1:30.998
25	22	Rantala Niklas	4	8	27.303	15:15.446	1:33.014	8	1:33.728
26	25	Väre Antti	4	8	36.088	15:24.231	1:31.669	7	1:31.738
27	63	Nissinen Joonas	4	8	39.400	15:27.543	1:32.894	8	1:33.342
28	23	Tuomaala Henri	4	8	41.648	15:29.791	1:33.959	7	1:34.827
29	21	Erkkilä Sami	4	8	46.327	15:34.470	1:30.095	8	1:30.763
30	30	Riihimaa Miikka	4	8	46.408	15:34.551	1:33.717	7	1:34.970
31	43	Tikkala Sirpa	4	8	47.553	15:35.696	1:33.672	7	1:36.795
32	26	Peltonen Kim	4	8	49.041	15:37.184	1:31.009	8	1:31.034
33	91	Ristimäki Kari	4	8	49.698	15:37.841	1:33.916	8	1:34.520
34	95	Lönnqvist Kristina	4	8	51.920	15:40.063	1:35.001	8	1:36.429
35	99	Räikkönen Matti	4	8	57.717	15:45.860	1:36.254	8	1:37.363
36	74	Mäkelä Juha Erkki	4	8	1:00.989	15:49.132	1:36.936	7	1:38.671
37	73	Tölli Jouni	4	8	1:01.702	15:49.845	1:37.297	8	1:39.726
38	44	Rintala Esa	4	7	1 Lap	13:57.909	1:34.007	7	1:39.739
39	55	Niittymäki Esa	4	7	1 Lap	13:58.277	1:33.687	7	1:38.927
40	13	Kolehmainen Roope	4	6	2 Laps	15:45.614	1:40.601	6	1:44.212

Not classified ()

DNF	75	Rinne Riku	4	2	DNF	3:19.252	1:34.681	1	1:37.518
DNF	111	Nagulin Denis	4	2	DNF	3:20.031	1:33.997	1	1:40.063
DNF	80	Löfvik Sebastian	4	1	DNF	1:46.072	1:36.303	1	
DNF	34	Tuomaala Markku	4	1	DNF	1:46.420	1:38.341	1	
DNF	31	Bergendahl Ari-Pekka	4		DNF	6.588		0	

Margin of Victory	Avg. Speed	Best Lap Tm	Best Spd	Best Lap by
0.113	88,234	1:28.716	110,415	10 - Hautakangas Raine

Chief of Timing & Scoring Jarmo Heinonen

Orbits

Race Director Petri Kivinen

www.amb-it.com

www.mylaps.com

Licensed to: Turun Special Cars Oy

Rata-SM 11-12.6.2010

Sorted on Laps

V1600 / Super Touring / Honda

Alastaro Circuit 2,721 Km

V1600 / Honda Race 1

12.6.2010 12:25

Race started at 12:35:54

Pos	No.	Name	Class	Laps	Diff	Total Tm	Best Tm	In Lap	2nd Best
1	41	Golubev Sergey	8	12		20:10.554	1:39.496	4	1:39.633
2	44	Kuzminykh Vadim	8	12	25.894	20:36.448	1:41.223	3	1:41.260
3	42	Begun Artem	8	12	1:32.895	21:43.449	1:40.374	9	1:40.711
4	147	Pellinen Aku	6	11	1 Lap	20:13.537	1:48.720	9	1:48.761
5	12	Tuomisto Jari	6	11	1 Lap	20:41.156	1:51.184	5	1:51.307
6	26	Kanerva Marko	6	11	1 Lap	20:50.688	1:51.158	9	1:51.713
7	16	Pohjola Jari	6	11	1 Lap	20:52.616	1:51.262	10	1:51.962
8	20	Laaksonen Kari-Pekka	6	11	1 Lap	20:57.301	1:51.729	9	1:52.171
9	36	Ojala Markku	6	11	1 Lap	20:57.744	1:51.203	7	1:51.646
10	11	Kulju Kari	6	11	1 Lap	21:08.216	1:52.019	4	1:52.379
11	30	Lahti Mika	6	11	1 Lap	21:11.840	1:52.677	9	1:52.720
12	5	Oja Jukka	6	11	1 Lap	21:16.014	1:53.563	8	1:53.614
13	2	Mäkelä Arttu	6	11	1 Lap	21:16.818	1:53.279	9	1:53.377
14	35	Kuusniemi Heikki	6	11	1 Lap	21:36.344	1:51.240	10	1:51.754
15	69	Nieminen Jukka	6	11	1 Lap	21:48.405	1:50.475	10	1:50.973

Not classified ()

DNF	10	Tuomisto Henri	6	1	DNF	1:58.951	1:55.013	1	
-----	----	----------------	---	---	-----	----------	----------	---	--

Margin of Victory	Avg. Speed	Best Lap Tm	Best Spd	Best Lap by
25.894	97,102	1:39.496	98,452	41 - Golubev Sergey

Chief of Timing & Scoring Jarmo Heinonen

Orbits

Race Director Petri Kivinen

www.amb-it.com

www.mylaps.com

Licensed to: Turun Special Cars Oy

Rata-SM 11-12.6.2010

Sorted on Laps

V1600 / Super Touring / Honda

Alastaro Circuit 2,721 Km

V1600 / Honda Race 2

12.6.2010 17:25

Race started at 17:56:56

Pos	No.	Name	Class	Laps	Diff	Total Tm	Best Tm	In Lap	2nd Best
<b>6</b>									
1	147	Pellinen Aku	6	14		22:33.174	1:35.349	2	1:35.536
2	10	Tuomisto Henri	6	14	4.313	22:37.487	1:35.826	7	1:35.935
3	12	Tuomisto Jari	6	14	23.303	22:56.477	1:36.698	2	1:37.278
4	69	Nieminen Jukka	6	14	24.256	22:57.430	1:37.083	11	1:37.120
5	16	Pohjola Jari	6	13	1 Lap	21:29.127	1:37.348	8	1:37.480
6	35	Kuusniemi Heikki	6	13	1 Lap	21:30.119	1:36.948	10	1:37.069
7	20	Laaksonen Kari-Pekka	6	13	1 Lap	21:38.355	1:38.015	9	1:38.399
8	26	Kanerva Marko	6	13	1 Lap	21:43.248	1:38.433	4	1:38.450
9	30	Lahti Mika	6	13	1 Lap	21:44.278	1:38.613	4	1:38.692
10	2	Mäkelä Arttu	6	13	1 Lap	21:48.308	1:39.244	7	1:39.320
11	36	Ojala Markku	6	13	1 Lap	21:51.200	1:39.329	7	1:39.442
12	11	Kulju Kari	6	13	1 Lap	22:04.096	1:40.015	5	1:40.169
13	5	Oja Jukka	6	13	1 Lap	22:37.901	1:43.035	9	1:43.236
<b>8</b>									
1	44	Kuzminykh Vadim	8	14		21:28.138	1:29.620	7	1:29.647
2	41	Golubev Sergey	8	14	4.754	21:32.892	1:27.884	10	1:28.780
3	42	Begun Artem	8	14	1:24.351	22:52.489	1:32.530	11	1:32.969

Margin of Victory	Avg. Speed	Best Lap Tm	Best Spd	Best Lap by
4.754	106,462	1:27.884	111,461	41 - Golubev Sergey

Chief of Timing & Scoring Jarmo Heinonen

Orbits

Race Director Petri Kivinen

www.amb-it.com

www.mylaps.com

Licensed to: Turun Special Cars Oy

## Rata-SM 11-12.6.2010

Sorted on Laps


Xtreme Race

Alastaro Circuit 2,721 Km

Xtreme Race Race 1

11.6.2010 17:30

Race started at 17:33:19



Pos	PIC	No.	Name	Class	Make	Club	Laps	Diff	Total Tm	Best Tm	Comment
1	1	6	Liiri Heikki/Floman Ralf	5	BMW 325i	HRF/HRF	26		46:33.751	1:42.724	
2	2	14	Antikainen Jarmo	5	BMW 325i	KotkaUA	26	7.413	46:41.164	1:42.574	
3	3	1	Eklund Kai/Alm Gunnar	5	BMW 325i	TapUA/EspooUA	26	8.043	46:41.794	1:42.435	
4	4	22	Hannonen Juha	5	BMW 325i	HRF	26	21.798	46:55.549	1:42.280	
5	5	69	Grönthal Sami/Nuoramo Ja	5	BMW 325i	NuUA	26	23.476	46:57.227	1:43.273	
6	6	25	Rantanen Marko/Rantanen	5	BMW 325i	HRF/SaloUA	26	49.732	47:23.483	1:44.150	
7	7	5	Räikkönen Rami/Räikköner	5	<b>BMW 325i</b>	<b>EspooUA/</b>	26	51.336	47:25.087	<b>1:41.566</b>	
8	8	96	Grönthal Kari/Grönthal Tim	5	BMW 325i	NuUA	26	54.052	47:27.803	1:42.405	
9	9	11	Järvinen Tony/Vuori Jani	5	BMW 325i	satua/SatUA	26	1:03.060	47:36.811	1:44.116	
10	10	10	Jalonen Veli-Matti/Heinonen	5	BMW 325i	TUA/RiiUA	26	1:16.305	47:50.056	1:42.321	
11	11	8	Oja Jesse/Jokiaho Juha	5	BMW 325i	TamUA	26	1:17.678	47:51.429	1:44.031	
12	12	24	Latvanen Sami/Kuru Kari	5	BMW 325i	PertUA/LahUA	26	1:31.243	48:04.994	1:44.445	
13	13	26	Lintumäki Pekka/Lintumäki	5	BMW 325i	KEIMOLA FK-K	25	1 Lap	46:35.763	1:45.134	
14	14	33	Hannula Markku/Stähl Tero	5	BMW 325i	KySUA	25	1 Lap	46:36.968	1:44.891	
15	15	18	Virtanen Toni/Rasilainen Sa	5	BMW 325i	Päij-HUA	25	1 Lap	47:07.231	1:46.471	
16	16	35	Lehtovaara Jukka/Kantola I	5	BMW 325	KySUA	25	1 Lap	47:18.052	1:43.817	PSW sääntö + 30 sek
17	17	27	Työppönen Hannu/Järvikan	5	BMW 325i	KEIMOLA FK-K	25	1 Lap	47:39.889	1:45.183	
18	18	7	Peltola Tapio/Juti Krista	5	BMW 325i	SatUA	25	1 Lap	48:02.974	1:47.966	
19	19	3	Jalonen Olli/Suono Olavi	5	BMW 325i	HanUA/NuUA	24	2 Laps	43:56.946	1:42.937	
20	20	20	Pekkola Rauno Ensio/Salm	5	BMW 325i	PertUA/LahdenUA	24	2 Laps	46:37.499	1:48.070	

Chief of Timing &amp; Scoring Jarmo Heinonen

Race Director Petri Kivinen

Orbits

www.amb-it.com

www.mylaps.com

Licensed to: Turun Special Cars Oy

# Rata-SM 11-12.6.2010

Sorted on Laps


Xtreme Race

Alastaro Circuit 2,721 Km

Xtreme Race Race 2

12.6.2010 13:55

Race started at 14:04:32



Pos	PIC	No.	Name	Class	Make	Club	Laps	Diff	Total Tm	Best Tm	Comment
1	1	22	Hannonen Juha	5	BMW 325i	HRF	28		45:05.900	1:30.146	
2	2	6	Liiri Heikki/Floman Ralf	5	BMW 325i	HRF/HRF	28	2.564	45:08.464	1:30.125	
3	3	5	Räikkönen Rami/Räikkönen	5	BMW 325i	EspooUA/	28	21.062	45:26.962	1:31.639	
4	4	96	Grönthal Kari/Grönthal Timo	5	BMW 325i	NuUA	28	22.145	45:28.045	1:31.846	
5	5	69	Grönthal Sami/Nuoramo Ja	5	BMW 325i	NuUA	28	23.184	45:29.084	1:34.259	
6	6	3	Jalonen Olli/Suono Olavi	5	BMW 325i	HanUA/NuUA	28	39.286	45:45.186	1:30.979	
7	7	25	Rantanen Marko/Rantanen	5	BMW 325i	HRF/SaloUA	28	42.320	45:48.220	1:31.342	
8	8	10	Jalonen Veli-Matti/Heinonen	5	BMW 325i	TUA/RiiUA	28	43.114	45:49.014	1:30.421	
9	9	26	Lintumäki Pekka/Lintumäki	5	BMW 325i	KEIMOLA FK-K	28	1:26.505	46:32.405	1:32.497	
10	10	35	Lehtovaara Jukka/Kantola I	5	BMW 325	KySUA	28	1:59.018	47:04.918	1:31.423	PSW sääntö + 30 sek
11	11	24	Latvanen Sami/Kuru Kari	5	BMW 325i	PertUA/LahUA	27	1 Lap	45:12.060	1:33.404	
12	12	33	Hannula Markku/Ståhl Tero	5	BMW 325i	KySUA	27	1 Lap	45:21.494	1:32.201	
13	13	18	Virtanen Toni/Rasilainen Se	5	BMW 325i	Päij-HUA	27	1 Lap	45:37.614	1:33.670	
14	14	8	Oja Jesse/Jokiaho Juha	5	BMW 325i	TamUA	27	1 Lap	45:38.181	1:33.970	
15	15	27	Työppönen Hannu/Järvisen	5	BMW 325i	KEIMOLA FK-K	27	1 Lap	45:54.124	1:32.753	PSW sääntö + 30 sek
16	16	7	Peltola Tapio/Juti Krista	5	BMW 325i	SatUA	27	1 Lap	46:07.576	1:32.993	
17	17	20	Pekkola Rauno Ensio/Salm	5	BMW 325i	PertUA/LahdenUA	25	3 Laps	45:14.969	1:35.011	
Not classified ()											
DNF	18	14	Antikainen Jarmo	5	BMW 325i	KotkaUA	20	DNF	33:17.480	1:32.007	
DNF	19	11	Järvinen Tony/Vuori Jani	5	BMW 325i	satua/SatUA	19	DNF	32:03.527	1:32.065	
DNF	20	1	Eklund Kai/Alm Gunnar	5	BMW 325i	TapUA/EspooUA	15	DNF	26:16.728	1:31.997	

Chief of Timing & Scoring Jarmo Heinonen

Race Director Petri Kivinen

Orbits

www.amb-it.com

www.mylaps.com

Licensed to: Turun Special Cars Oy

Rata-SM 11-12.6.2010

Sorted on Laps

Trucks

Alastaro Circuit 2,721 Km

Trucks Race 1

11.6.2010 18:30

Race started at 18:30:03

Pos	No.	Name	Class	Laps	Diff	Total Tm	Best Tm	In Lap	2nd Best
1	81	Rinne Juha	10	9		17:22.735	1:53.923	6	1:54.225
2	80	Teini Aki	10	9	2.701	17:25.436	1:53.498	6	1:53.704
3	84	Forsström Erik	10	9	12.643	17:35.378	1:54.765	8	1:55.812
4	68	Jauhiainen Jarkko	10	9	22.886	17:45.621	1:56.395	6	1:56.608
5	78	Salonen Matti	10	9	24.840	17:47.575	1:56.460	5	1:57.214
6	91	Kallionpää Timo	10	9	25.228	17:47.963	1:56.223	4	1:56.462
7	62	Kinnunen Jarmo	10	9	28.526	17:51.261	1:56.042	5	1:56.541
8	60	Suhonen Kari	10	9	40.846	18:03.581	1:57.436	5	1:58.130
9	74	Järvinen Juhani	10	9	47.915	18:10.650	1:57.507	4	1:57.918
10	93	Alkio Markus	10	5	4 Laps	10:33.373	2:02.712	3	2:03.777

Margin of Victory

Avg. Speed

Best Lap Tm

Best Spd

Best Lap by

2.701

84,547

1:53.498

86,306

80 - Teini Aki

Chief of Timing & Scoring Jarmo Heinonen

Orbits

Race Director Petri Kivinen

www.amb-it.com

www.mylaps.com

Licensed to: Turun Special Cars Oy

Rata-SM 11-12.6.2010

Sorted on Laps

Trucks

Alastaro Circuit 2,721 Km

Trucks Race 2

12.6.2010 17:55

Race started at 18:27:40

Pos	No.	Name	Class	Laps	Diff	Total Tm	Best Tm	In Lap	2nd Best
1	84	Forsström Erik	10	11		18:27.340	1:39.452	5	1:39.693
2	80	Teini Aki	10	11	3.059	18:30.399	1:39.787	5	1:40.143
3	78	Salonen Matti	10	11	27.117	18:54.457	1:41.156	5	1:41.702
4	68	Jauhiainen Jarkko	10	11	27.924	18:55.264	1:41.696	7	1:42.111
5	91	Kallionpää Timo	10	11	28.579	18:55.919	1:41.561	7	1:41.618
6	62	Kinnunen Jarmo	10	11	31.257	18:58.597	1:40.316	5	1:40.416
7	60	Suhonen Kari	10	11	41.453	19:08.793	1:42.183	5	1:42.728
8	74	Järvinen Juhani	10	11	1:47.770	20:15.110	1:47.047	2	1:47.818
9	93	Alkio Markus	10	10	1 Lap	18:36.046	1:46.938	9	1:48.455
10	81	Rinne Juha	10	9	2 Laps	15:08.529	1:39.564	7	1:40.069

Margin of Victory

Avg. Speed

Best Lap Tm

Best Spd

Best Lap by

3.059

97,307

1:39.452

98,496

84 - Forsström Erik

Chief of Timing & Scoring Jarmo Heinonen

Orbits

Race Director Petri Kivinen

www.amb-it.com

www.mylaps.com

Licensed to: Turun Special Cars Oy