



Rata-SM Kemora

Sorted on Laps

GT

KEMORA 2,723 Km

Lähtö1

15.5.2010 12:40

Race started at 13:33:28

Pos	No.	Name	Make	Club	Class	Laps	Diff	Total Tm	Best Tm
1	44	Lappalainen Petri	Porsche 911 GT3 R	KEIMOLA FK	1	29		36:21.619	1:09.370
2	10	Nurminen Jari/Karjalainen H	Ferrari F430 Challenge	UAU	1	29	23.416	36:45.035	1:10.606
3	20	Hietämäki Markku	Lamborghini Gallardo	TMK	1	28	1 Lap	37:18.237	1:12.985
4	13	Rytilä Tapio	Porsche 911 GT3 Cup	PRCF	1	27	2 Laps	37:20.858	1:14.312

Margin of Victory	Avg. Speed	Best Lap Tm	Best Spd	Best Lap by
23.416	130,307	1:09.370	141,312	44 - Lappalainen Petri

Chief of Timing & Scoring

Orbits

Race Director Toni Nieminen

www.amb-it.com

www.mylaps.com

Licensed to: Turun Special Cars Oy



Rata-SM Kemora

Sorted on Laps

GT

KEMORA 2,723 Km

Lähtö2

15.5.2010 17:25

Race started at 18:25:30

Pos	No.	Name	Make	Club	Class	Laps	Diff	Total Tm	Best Tm
1	44	Lappalainen Petri	Porsche 911 GT3 R	KEIMOLA FK	1	28		35:02.543	1:09.211
2	10	Nurminen Jari/Karjalainen H	Ferrari F430 Challenge	UAU	1	28	28.351	35:30.894	1:10.611
3	20	Hietämäki Markku	Lamborghini Gallardo C	TMK	1	28	47.102	35:49.645	1:10.846
4	13	Rytilä Tapio	Porsche 911 GT3 Cup	PRCF	1	26	2 Laps	35:07.068	1:14.527

Margin of Victory	Avg. Speed	Best Lap Tm	Best Spd	Best Lap by
28.351	130,546	1:09.211	141,636	44 - Lappalainen Petri

Chief of Timing & Scoring

Orbits

Race Director Toni Nieminen

www.amb-it.com

www.mylaps.com

Licensed to: Turun Special Cars Oy



Rata-SM Kemora

Sorted on Laps

Formula Renault Nordic F3

KEMORA 2,723 Km

Lähtö1

15.5.2010 11:25

Race started at 11:47:24

Pos	No.	Name	Make	Club	Class	Laps	Diff	Total Tm	Best Tm
1	2	Roos Daniel	Formula Renault 2.0	Team BS Motc	2	19		20:58.593	1:05.714
2	17	Lindberg Mattias	Formula Renault 2.0	Team BS Motc	2	19	6.304	21:04.897	1:05.762
3	3	Kleveros Kevin	Formula Renault 2.0	Trackstar Rac	2	19	7.168	21:05.761	1:06.069
4	15	Tammi Jani	Dallara F301	500-K	9	19	9.804	21:08.397	1:05.075
5	1	John Bryant Meisner	Formula Renault 2.0	Team BS Motc	2	19	14.879	21:13.472	1:06.186
6	9	Rammo Antti	Formula Renault 2.0	SaloUA	2	19	21.370	21:19.963	1:06.696
7	5	Kunranta Miika	Formula Renault 2.0	AL/Kuopio	2	19	21.898	21:20.491	1:06.596
8	11	Kurki-Suonio Oskari	Formula Renault 2.0	XON SC	2	19	22.356	21:20.949	1:06.552
9	16	Rajala Henri	Formula Renault 2.0	EPUA	2	19	26.428	21:25.021	1:06.591
10	21	Rinne Pekka	Dallara F399	500-K	9	19	28.681	21:27.274	1:05.391
11	24	Moor Johannes	Formula Renault 2.0	500-K	2	19	29.536	21:28.129	1:06.689
12	6	Nykopp Marcus	Formula Renault 2.0	EspooUA	2	19	29.711	21:28.304	1:06.862
13	10	Koivisto Jari	SomUA	Dallara	9	19	33.275	21:31.868	1:05.814
14	4	Siaurys Eimantas	Formula Renault 2.0	Trackstar Rac	2	19	36.819	21:35.412	1:06.815

Not classified ()

DNF	8	Tonteri Risto	Dallara F399	500-K	9	9	DNF	10:18.228	1:05.374
-----	---	---------------	--------------	-------	---	---	-----	-----------	----------

Margin of Victory	Avg. Speed	Best Lap Tm	Best Spd	Best Lap by
6.304	147,985	1:05.075	150,638	15 - Tammi Jani

Chief of Timing & Scoring

Orbits

Race Director Toni Nieminen

www.amb-it.com

www.mylaps.com

Licensed to: Turun Special Cars Oy

Rata-SM Kemora

Sorted on Laps


Formula Renault Nordic F3

KEMORA 2,723 Km

Lähtö2

15.5.2010 16:35

Race started at 17:26:26



<i>Pos</i>	<i>PIC</i>	<i>No.</i>	<i>Name</i>	<i>Class</i>	<i>Make</i>	<i>Club</i>	<i>Laps</i>	<i>Difl</i>	<i>Total Tm</i>	<i>Best Tm</i>	<i>Comment</i>
1	1	2	Roos Daniel	2	Formula Renault 2.0	Team BS Motorsport	18		20:00.972	1:05.941	
2	2	3	Kleveros Kevin	2	Formula Renault 2.0	Trackstar Racing	18	2.200	20:03.172	1:05.961	
3	3	17	Lindberg Mattias	2	Formula Renault 2.0	Team BS Motorsport	18	11.527	20:12.499	1:06.204	
4	4	1	John Bryant Meisner	2	Formula Renault 2.0	Team BS Motorsport	18	18.718	20:19.690	1:06.428	
5	1	15	Tammi Jani	9	Dallara F301	500-K	18	21.560	20:22.532	1:05.953	
6	2	10	Koivisto Jari	9	SomUA	Dallara	18	25.209	20:26.181	1:05.700	
7	5	9	Rammo Antti	2	Formula Renault 2.0	SalouA	18	34.756	20:35.728	1:07.177	
8	6	11	Kurki-Suonio Oskari	2	Formula Renault 2.0	XON SC	18	35.212	20:36.184	1:07.106	
9	3	8	Tonteri Risto	9	Dallara F399	500-K	18	39.594	20:40.566	1:06.168	
10	7	6	Nykopp Marcus	2	Formula Renault 2.0	EspooUA	18	40.037	20:41.009	1:07.367	
11	8	5	Kunranta Miika	2	Formula Renault 2.0	AL/Kuopio	18	40.067	20:41.039	1:07.123	Aikasakko 6 sek
12	9	4	Siaurys Eimantas	2	Formula Renault 2.0	Trackstar Racing	18	40.994	20:41.966	1:07.428	
Not classified ()											
DNF	10	16	Rajala Henri	2	Formula Renault 2.0	EPUA	10	DNF	11:28.976	1:07.188	
DNF	11	24	Moor Johannes	2	Formula Renault 2.0	500-K	10	DNF	11:55.129	1:07.195	
DNF	4	21	Rinne Pekka	9	Dallara F399	500-K	8	DNF	9:13.608	1:06.862	

Chief of Timing & Scoring
Race Director Toni Nieminen

Orbits

www.amb-it.com
www.mylaps.com

Licensed to: Turun Special Cars Oy



Rata-SM Kemora

Sorted on Laps

Formula Ford

KEMORA 2,723 Km

Lähtö1

14.5.2010 18:30

Race started at 18:57:19

Pos	No.	Name	Make	Club	Class	Laps	Diff	Total Tm	Best Tm
1	5	Kivinen Ville	Ford Van Diemen LA09	NaSU	3	15		17:39.106	1:09.354
2	2	Nummi Sebastian	Ford Van Diemen LA09	PFFK	3	15	0.536	17:39.642	1:09.536
3	11	Ylitalo Elmeri	Ford Van Diemen LA10	PFFK	3	15	1.596	17:40.702	1:09.289
4	14	Ollila Markus	Ford Van Diemen RF 0	RoiUA	3	15	25.579	18:04.685	1:10.946
5	12	Laine Kristian	Ford rf02	TUA	3	15	29.433	18:08.539	1:11.428
6	4	Mäkelä Miikka	Mtec Fd10	OFK-125	3	15	45.174	18:24.280	1:09.200
7	20	Höglund Henri	Ford formula ford zetec	KEIMOLA FK-	3	15	55.628	18:34.734	1:12.214
8	15	Mäkelä Milla	Mtec Fd09	OFK-125	3	15	57.906	18:37.012	1:11.290
9	6	Stenius Per	Van Diemen RF02Z	EspooUA	3	15	1:10.871	18:49.977	1:13.858
10	10	Forsman Pinja	Formula Ford Zetec	KokeFK-K	3	14	1 Lap	18:04.290	1:13.578

Not classified ()

DNF	77	Buri Antti	Mygale SJ08	500-K	3	7	DNF	8:16.562	1:09.269
-----	----	------------	-------------	-------	---	---	-----	----------	----------

Margin of Victory	Avg. Speed	Best Lap Tm	Best Spd	Best Lap by
0.536	138,836	1:09.200	141,659	4 - Mäkelä Miikka

Chief of Timing & Scoring

Orbits

Race Director Toni Nieminen

www.amb-it.com

www.mylaps.com

Licensed to: Turun Special Cars Oy

Rata-SM Kemora

Sorted on Laps


Formula Ford

KEMORA 2,723 Km

Lähtö2

15.5.2010 11:00

Race started at 11:07:28



<i>Pos</i>	<i>Plc</i>	<i>No.</i>	<i>Name</i>	<i>Class</i>	<i>Make</i>	<i>Club</i>	<i>Laps</i>	<i>Difl</i>	<i>Total Tm</i>	<i>Best Tm</i>	<i>Comment</i>
1	1	11	Ylitalo Elmeri	3	Ford Van Diemen LA10	PFKK	14		21:52.148	1:10.114	
2	2	77	Buri Antti	3	Mygale SJ08	500-K	14	0.869	21:53.017	1:10.303	
3	3	14	Ollila Markus	3	Ford Van Diemen RF 00	RoiUA	14	2.045	21:54.193	1:12.015	
4	4	20	Höglund Henri	3	Ford formula ford zetec	KEIMOLA FK-K	14	4.029	21:56.177	1:12.877	
5	5	6	Stenius Per	3	Van Diemen RF02Z	EspooUA	14	6.932	21:59.080	1:14.135	
6	6	15	Mäkelä Milla	3	Mtec Fd09	OFK-125	14	7.352	21:59.500	1:13.220	
7	7	10	Forsman Pinja	3	Formula Ford Zetec	KokeFK-K	14	9.764	22:01.912	1:14.699	
8	8	12	Laine Kristian	3	Ford rf02	TUA	14	12.584	22:04.732	1:11.524	Aikasakko 10 sek
9	9	5	Kivinen Ville	3	Ford Van Diemen LA09	NaSU	14	13.585	22:05.733	1:10.255	Aikasakko 15 sek
Not classified ()											
DNF	10	2	Nummi Sebastian	3	Ford Van Diemen LA09	PFKK	2	DNF	2:28.380	1:10.585	
DNF	11	4	Mäkelä Miikka	3	Mtec Fd10	OFK-125	2	DNF	2:28.751	1:10.739	

Chief of Timing & Scoring
Race Director Toni Nieminen

Orbits

www.amb-it.com
www.mylaps.com

Licensed to: Turun Special Cars Oy

Rata-SM Kemora

Sorted on Laps


V1600, Super Touring, Honda Challenge

KEMORA 2,723 Km

Lähtö1

14.5.2010 18:05

Race started at 18:22:17



<i>Pos</i>	<i>PIC</i>	<i>No.</i>	<i>Name</i>	<i>Class</i>	<i>Make</i>	<i>Club</i>	<i>Laps</i>	<i>Difl</i>	<i>Total Tm</i>	<i>Best Tm Comment</i>
1	1	40	Antonov Alexander	8	Honda Civic Type R		15		20:49.431	1:21.998
2	2	42	Begun Artem	8	Honda Civic Type R		15	49.539	21:38.970	1:23.308
3	3	41	Golubev Sergey	8	Honda Civic Type R		15	56.855	21:46.286	1:22.203
4	1	147	Pellinen Aku	6	Alfa Romeo 147 1.6TS	ATAK/UA	15	1:16.945	22:06.376	1:27.689
5	4	43	Zhukov Stanislav	8	Honda Civic TypeR		15	1:17.874	22:07.305	1:24.492 Aikasakko 11 sekunttia
6	2	26	Kanerva Marko	6	Peugeot 206 XS	SAU	14	1 Lap	20:51.525	1:28.192
7	3	10	Tuomisto Henri	6	Peugeot 206 XS	SAU	14	1 Lap	20:51.919	1:27.681
8	4	22	Pyymäki Petri	6	Renault Clio 1.6	SAU	14	1 Lap	20:54.067	1:28.653
9	5	69	Nieminen Jukka	6	VW Lupo GTI	SAU	14	1 Lap	21:03.683	1:28.588
10	6	16	Pohjola Jari	6	Suzuki 2005 Swift	VarkUA	14	1 Lap	21:09.616	1:29.363
11	7	30	Lahti Mika	6	Alfa Romeo 147 1.6 TS	TapUA	14	1 Lap	21:27.548	1:30.718
12	8	20	Laaksonen Kari-Pekka	6	VW Polo 1.4	NokUA	14	1 Lap	21:31.840	1:30.018
13	9	25	Haataja Pasi	6	Alfa Romeo 147 1.6 TS	TapUA	14	1 Lap	21:42.644	1:31.027
14	10	2	Mäkelä Arttu	6	Citroen C4 VTR	FHRA	14	1 Lap	21:57.485	1:31.723
15	11	5	Oja Jukka	6	Renault Clio 1.6	LemUA	14	1 Lap	22:11.171	1:33.738
16	12	1	Tuunanen Simo-Petteri	6			12	3 Laps	18:32.808	1:30.852

Chief of Timing & Scoring
Race Director Toni Nieminen

Orbits

www.amb-it.com
www.mylaps.com

Licensed to: Turun Special Cars Oy

Rata-SM Kemora

Sorted on Laps


V1600, Super Touring, Honda Challenge

KEMORA 2,723 Km

Lähtö2

15.5.2010 11:50

Race started at 12:20:42



Pos	PIC	No.	Name	Class	Make	Club	Laps	Difl	Total Tm	Best Tm Comment
1	1	40	Antonov Alexander	8	Honda Civic Type R		15		20:42.145	1:21.810
2	2	41	Golubev Sergey	8	Honda Civic Type R		15	26.074	21:08.219	1:22.533
3	3	42	Begun Artem	8	Honda Civic Type R		15	59.720	21:41.865	1:22.185
4	4	43	Zhukov Stanislav	8	Honda Civic TypeR		15	1:07.331	21:49.476	1:24.939
5	1	147	Pellinen Aku	6	Alfa Romeo 147 1.6TS	ATAK/UA	14	1 Lap	20:44.040	1:27.697
6	2	10	Tuomisto Henri	6	Peugeot 206 XS	SAU	14	1 Lap	20:53.395	1:28.513
7	3	22	Pyymäki Petri	6	Renault Clio 1.6	SAU	14	1 Lap	20:55.266	1:28.354
8	4	26	Kanerva Marko	6	Peugeot 206 XS	SAU	14	1 Lap	20:56.210	1:28.399
9	5	69	Nieminen Jukka	6	VW Lupo GTI	SAU	14	1 Lap	21:02.598	1:28.656
10	6	16	Pohjola Jari	6	Suzuki 2005 Swift	VarkUA	14	1 Lap	21:11.568	1:29.386
11	7	20	Laaksonen Kari-Pekka	6	VW Polo 1.4	NokUA	14	1 Lap	21:24.608	1:30.492
12	8	30	Lahti Mika	6	Alfa Romeo 147 1.6 TS	TapUA	14	1 Lap	21:25.362	1:30.496
13	9	25	Haataja Pasi	6	Alfa Romeo 147 1.6 TS	TapUA	14	1 Lap	21:26.422	1:29.813
14	10	1	Tuunanen Simo-Petteri	6			14	1 Lap	21:39.567	1:31.487
15	11	2	Mäkelä Arttu	6	Citroen C4 VTR	FHRA	14	1 Lap	21:57.605	1:32.374

Not classified ()

DNF	12	5	Oja Jukka	6	Renault Clio 1.6	LemUA		DNF	7.081	
-----	----	---	-----------	---	------------------	-------	--	-----	-------	--

Chief of Timing & Scoring
Race Director Toni Nieminen

Orbits

www.amb-it.com
www.mylaps.com

Licensed to: Turun Special Cars Oy

Legends

KEMORA 2,723 Km

Lähtö1

15.5.2010 12:15

Race started at 12:58:58

Pos	No.	Name	Make	Club	Class	Laps	Diff	Total Tm	Best Tm
1	17	Yliinen Petri	Ford sedan -34	EPUA	4	11		15:08.174	1:21.670
2	21	Erkkilä Sami	Ford Sedan -34	FinnAK	4	11	0.212	15:08.386	1:21.583
3	89	Krohn Jenni	Ford sedan 34	XON	4	11	0.308	15:08.482	1:21.721
4	10	Hautakangas Raine	Ford 34 sedan	LCF	4	11	0.820	15:08.994	1:21.448
5	32	Ahokas Johan	Ford -34 Sedan	A-MOTORSPK	4	11	0.984	15:09.158	1:21.497
6	14	Penttinen Rory	Chevy Chevy -37 Sedan	NSB-86	4	11	6.137	15:14.311	1:21.841
7	87	Haarahiltunen Juha	Ford -34 Sedan	XON	4	11	6.391	15:14.565	1:21.530
8	80	Löfvik Sebastian	Ford -34 Sedan	NNSB	4	11	7.496	15:15.670	1:21.933
9	26	Peltonen Kim	Ford Sedan	TBo ry	4	11	7.927	15:16.101	1:21.824
10	46	Hautamäki Pasi	Ford Sedan -34	TBo ry	4	11	8.562	15:16.736	1:21.865
11	4	Kovalainen Seppo	Ford 34 sedan	OFK-125	4	11	8.959	15:17.133	1:21.914
12	6	Mankonen Marko	legens chevy 34 coupe	AL-Myrskylä	4	11	10.913	15:19.087	1:22.072
13	2	Kuivala Jouni	Ford 34 coupe	LCF	4	11	14.861	15:23.035	1:21.927
14	9	Mäkilä Marko	Ford sedan	L-H UA	4	11	15.436	15:23.610	1:22.388
15	72	Pohjasmäki Kai	Ford 34-coupe	LCF	4	11	15.845	15:24.019	1:22.579
16	75	Rinne Riku	Ford -34 Coupe	SiAk	4	11	17.925	15:26.099	1:22.324
17	7	Parkkari Markku	Chevy -34 Sedan	LCF	4	11	18.520	15:26.694	1:22.262
18	19	Kettunen Joni	Ford 37 sedan	LCF	4	11	20.291	15:28.465	1:23.118
19	47	Ahrikkala Risto	Ford -34 Sedan	LCF	4	11	22.855	15:31.029	1:22.285
20	3	Kinnunen Mikko	Ford -34 Sedan	MäntsMK	4	11	25.788	15:33.962	1:23.194
21	49	Halen Alekski	Ford sedan 34	FinnAK	4	11	27.953	15:36.127	1:23.018
22	78	Hautaluoma Tuomas	Ford Sedan -34	LCF	4	11	28.083	15:36.257	1:23.640
23	40	Kitinoja Marko	Legends sedan	EPUA	4	11	34.366	15:42.540	1:23.670
24	61	Vanhala Niilo	Ford sedan 34	KOTKAN FK	4	11	34.664	15:42.838	1:23.752
25	22	Rantala Niklas	Ford -34 Sedan	TUA	4	11	35.588	15:43.762	1:23.247
26	81	Löfvik Joakim	Chevy 34 Coupe	NNSB	4	11	36.364	15:44.538	1:23.181
27	45	Riekkola Lauri	Ford 34 Sedan	AAU	4	11	40.552	15:48.726	1:23.754
28	91	Ristimäki Kari	Ford Coupe -34	LCF	4	11	41.891	15:50.065	1:24.187
29	28	Kähärä Pauli	Ford -34 Coupe	LCF	4	11	46.187	15:54.361	1:24.076
30	8	Kasi Anssi-Jukka	Ford -34 sedan	LCF	4	11	49.507	15:57.681	1:22.223
31	111	Nagulin Dennis	Ford Coupe -34		4	11	54.234	16:02.408	1:24.790
32	99	Räikkönen Matti	Ford Coupe -34	LprUA	4	11	54.975	16:03.149	1:25.081
33	13	Kolehmainen Roope	Ford -34 Sedan	FinnAK	4	11	57.521	16:05.695	1:25.447
34	44	Rintala Esa	Ford - 34 Coupe	OFK-125	4	11	57.888	16:06.062	1:25.449
35	73	Tölli Jouni	chevy coupe	RTF	4	11	1:01.596	16:09.770	1:25.982
36	43	Tikkala Sirpa	Ford 34 coupe	OFK-125	4	11	1:02.638	16:10.812	1:24.936
37	31	Bergendahl Ari-Pekka	Ford SEDAN-37	PokyUA	4	11	1:11.253	16:19.427	1:25.454
38	74	Mäkelä Juha Erkki	Ford 34 Tudor	LCF	4	11	1:12.606	16:20.780	1:26.517
39	30	Riihimaa Miikka	Chevrolet 37 sedan	NASU	4	11	1:15.222	16:23.396	1:25.973
40	34	Tuomaala Markku	Ford 34 coupe	KaMK	4	11	1:20.358	16:28.532	1:27.097
41	55	Niittymäki Esa	Ford 34 Coupe	RiiUA	4	11	1:20.928	16:29.102	1:27.482
42	15	Tontti Timo	Chevy -34	LCF	4	10	1 Lap	16:07.525	1:25.771

Not classified ()

DNF	23	Tuomaala Henri	Ford 34 sedan	KaMK	4	5	DNF	7:17.338	1:24.740
DNF	25	Väre Antti pietari	Ford -37 coupe	lcf	4	5	DNF	7:29.016	1:24.872
DNF	63	Nissinen Joonas	Ford -37 Sedan	EspooUA	4	4	DNF	5:53.593	1:23.709
DNF	95	Lönnqvist Kristina	legends coupe	SiAk	4		DNF		

Margin of Victory	Avg. Speed	Best Lap Tm	Best Spd	Best Lap by
0.212	118,734	1:21.448	120,357	10 - Hautakangas Raine

Chief of Timing & Scoring

Orbits

Race Director Toni Nieminen

www.amb-it.com

www.mylaps.com

Licensed to: Turun Special Cars Oy



Rata-SM Kemora

Sorted on Laps

Legends

KEMORA 2,723 Km

Lähtö2

15.5.2010 17:00

Race started at 18:00:53

Pos	No.	Name	Make	Club	Class	Laps	Diff	Total Tm	Best Tm
1	21	Erkkilä Sami	Ford Sedan -34	FinnAK	4	11		15:05.997	1:21.071
2	17	Ylinen Petri	Ford sedan -34	EPUA	4	11	0.023	15:06.020	1:21.191
3	10	Hautakangas Raine	Ford 34 sedan	LCF	4	11	0.173	15:06.170	1:21.496
4	89	Krohn Jenni	Ford sedan 34	XON	4	11	0.323	15:06.320	1:21.202
5	87	Haarahiltunen Juha	Ford -34 Sedan	XON	4	11	0.530	15:06.527	1:21.010
6	32	Ahokas Johan	Ford -34 Sedan	A-MOTORSPK	4	11	0.967	15:06.964	1:21.519
7	14	Penttinen Rory	Chevy Chevy -37 Sedan	NSB-86	4	11	7.415	15:13.412	1:21.709
8	26	Peltonen Kim	Ford Sedan	TBo ry	4	11	7.572	15:13.569	1:21.375
9	4	Kovalainen Seppo	Ford 34 sedan	OFK-125	4	11	7.809	15:13.806	1:21.498
10	46	Hautamäki Pasi	Ford Sedan -34	TBo ry	4	11	8.183	15:14.180	1:21.480
11	6	Mankonen Marko	legens chevy 34 coupe	AL-Myrskylä	4	11	8.798	15:14.795	1:22.021
12	9	Mäkilä Marko	Ford sedan	L-H UA	4	11	10.684	15:16.681	1:21.696
13	80	Löfvik Sebastian	Ford -34 Sedan	NNSB	4	11	10.997	15:16.994	1:21.859
14	8	Kasi Anssi-Jukka	Ford -34 sedan	LCF	4	11	12.352	15:18.349	1:22.239
15	7	Parkkari Markku	Chevy -34 Sedan	LCF	4	11	12.846	15:18.843	1:22.133
16	2	Kuivala Jouni	Ford 34 coupe	LCF	4	11	14.375	15:20.372	1:22.074
17	75	Rinne Riku	Ford -34 Coupe	SiAk	4	11	14.558	15:20.555	1:22.124
18	47	Ahrikkala Risto	Ford -34 Sedan	LCF	4	11	15.396	15:21.393	1:22.147
19	72	Pohjasmäki Kai	Ford 34-coupe	LCF	4	11	15.625	15:21.622	1:21.894
20	3	Kinnunen Mikko	Ford -34 Sedan	MäntsMK	4	11	19.650	15:25.647	1:22.438
21	19	Kettunen Joni	Ford 37 sedan	LCF	4	11	22.282	15:28.279	1:22.958
22	78	Hautaluoma Tuomas	Ford Sedan -34	LCF	4	11	23.666	15:29.663	1:22.912
23	49	Halen Alekski	Ford sedan 34	FinnAK	4	11	25.478	15:31.475	1:22.310
24	61	Vanhala Niilo	Ford sedan 34	KOTKAN FK	4	11	27.302	15:33.299	1:22.844
25	45	Riekkola Lauri	Ford 34 Sedan	AAU	4	11	33.336	15:39.333	1:23.399
26	40	Kitinoja Marko	Legends sedan	EPUA	4	11	33.739	15:39.736	1:23.428
27	111	Nagulin Dennis	Ford Coupe -34		4	11	36.707	15:42.704	1:23.452
28	22	Rantala Niklas	Ford -34 Sedan	TUA	4	11	37.058	15:43.055	1:23.473
29	63	Nissinen Joonas	Ford -37 Sedan	EspooUA	4	11	37.348	15:43.345	1:23.389
30	25	Väre Antti pietari	Ford -37 coupe	lcf	4	11	46.075	15:52.072	1:24.319
31	28	Kähärä Pauli	Ford -34 Coupe	LCF	4	11	51.223	15:57.220	1:25.591
32	13	Kolehmainen Roope	Ford -34 Sedan	FinnAK	4	11	53.888	15:59.885	1:25.723
33	30	Riihimaa Miikka	Chevrolet 37 sedan	NASU	4	11	55.020	16:01.017	1:25.042
34	91	Ristimäki Kari	Ford Coupe -34	LCF	4	11	55.628	16:01.625	1:23.386
35	31	Bergendahl Ari-Pekka	Ford SEDAN-37	PokyUA	4	11	56.935	16:02.932	1:25.041
36	34	Tuomaala Markku	Ford 34 coupe	KaMK	4	11	1:09.643	16:15.640	1:26.327
37	74	Mäkelä Juha Erkki	Ford 34 Tudor	LCF	4	11	1:13.928	16:19.925	1:26.533
38	73	Tölli Jouni	chevy coupe	RTF	4	11	1:14.565	16:20.562	1:26.543
39	55	Niittymäki Esa	Ford 34 Coupe	RiiUA	4	11	1:19.817	16:25.814	1:26.943
40	81	Löfvik Joakim	Chevy 34 Coupe	NNSB	4	10	1 Lap	14:07.185	1:22.959
41	95	Lönqvist Kristina	legends coupe	SiAk	4	10	1 Lap	15:25.576	1:26.456
42	15	Tontti Timo	Chevy -34	LCF	4	10	1 Lap	15:31.064	1:26.473
43	44	Rintala Esa	Ford - 34 Coupe	OFK-125	4	9	2 Laps	13:14.690	1:26.109
44	43	Tikkala Sirpa	Ford 34 coupe	OFK-125	4	6	5 Laps	9:12.867	1:25.718
45	99	Räikkönen Matti	Ford Coupe -34	LprUA	4	3	8 Laps	4:33.563	1:26.515
46	23	Tuomaala Henri	Ford 34 sedan	KaMK	4				

Margin of Victory	Avg. Speed	Best Lap Tm	Best Spd	Best Lap by
0.023	119,019	1:21.010	121,007	87 - Haarahiltunen Juha

Chief of Timing & Scoring

Orbits

Race Director Toni Nieminen

www.amb-it.com

www.mylaps.com

Licensed to: Turun Special Cars Oy

Xtreme Race

KEMORA 2,723 Km

Lähtö1

14.5.2010 17:15

Race started at 17:27:47

Pos	No.	Name	Make	Club	Class	Laps	Diff	Total Tm	Best Tm
1	1	Eklund Kai / Alm Gunnar	BMW 325i	TapUA	5	31		45:45.021	1:22.768
2	6	Liiri Heikki / Floman Ralf	BMW 325i	HRF	5	31	9.903	45:54.924	1:22.911
3	69	Grönthal Sami / Nuoramo J	BMW 325i	NuUA	5	31	16.974	46:01.995	1:23.348
4	14	Antikainen Jarmo /	BMW 325i	KotkaUA	5	31	18.680	46:03.701	1:23.131
5	5	Räikkönen Rami / Räikköne	BMW 325i	EspooUA	5	31	23.463	46:08.484	1:23.030
6	96	Grönthal Kari / Grönthal Tim	BMW 325i	NuUA	5	31	44.933	46:29.954	1:23.038
7	3	Jalonen Olli / Suono Olavi	BMW 325i	HanUA	5	31	52.380	46:37.401	1:24.056
8	11	Järvinen Tony / Vuori Jani	BMW 325i	satua	5	31	53.775	46:38.796	1:23.955
9	26	Lintumäki Pekka / Lintumäki	BMW 325i	KEIMOLA FK-	5	31	1:00.389	46:45.410	1:23.828
10	29	Pitkänen Juha-Pekka / Hake	BMW 325i	TapUA	5	31	1:02.021	46:47.042	1:24.378
11	27	Työppönen Hannu / Järvikar	BMW 325i	KEIMOLA FK-	5	31	1:16.743	47:01.764	1:24.701
12	18	Virtanen Toni / Rasilainen S:	BMW 325i	Päij-HUA	5	31	1:20.725	47:05.746	1:24.136
13	15	Lamminen Juhani /	BMW 325i	KotkaUA	5	31	1:22.312	47:07.333	1:25.383
14	8	Oja Jesse / Jokiaho Juha	BMW 325i	TamUA	5	31	1:24.378	47:09.399	1:25.131
15	24	Latvanen Sami	BMW 325i	PertUA	5	30	1 Lap	46:01.434	1:25.995
16	25	Rantanen Marko / Rantanen	BMW 325i	HRF	5	30	1 Lap	46:30.653	1:24.080
17	4	Rönnberg Mika / Relander J	BMW 325i	500-K	5	30	1 Lap	46:36.435	1:26.202
18	10	Jalonen Veli-Matti / Suomin	BMW 325i	TUA	5	30	1 Lap	46:48.019	1:25.126
19	20	Pekkola Rauno Ensio / Kuru	BMW 325i	PertUA	5	29	2 Laps	46:50.552	1:27.925
20	7	Peltola Tapio / Juti Krista	BMW 325i	SatUA	5	28	3 Laps	46:13.041	1:26.323
21	22	Hannonen Juha /	BMW 325i	HRF	5	27	4 Laps	45:55.674	1:24.432
Not classified ()									
DNF	33	Hannula Markku / Ståhl Terc	BMW 325i	KySUA	5	6	DNF	8:52.355	1:25.829

Margin of Victory	Avg. Speed	Best Lap Tm	Best Spd	Best Lap by
9.903	110,705	1:22.768	118,437	1 - Eklund Kai / Alm Gunnar

Chief of Timing & Scoring

Orbits

Race Director Toni Nieminen

www.amb-it.com

www.mylaps.com

Licensed to: Turun Special Cars Oy



Rata-SM Kemora

Sorted on Laps

Xtreme Race

KEMORA 2,723 Km

Lähtö2

15.5.2010 13:30

Race started at 14:24:54

Pos	No.	Name	Make	Club	Class	Laps	Diff	Total Tm	Best Tm
1	1	Eklund Kai / Alm Gunnar	BMW 325i	TapUA	5	32		45:56.610	1:22.601
2	6	Liiri Heikki / Floman Ralf	BMW 325i	HRF	5	32	3.786	46:00.396	1:22.530
3	69	Grönthal Sami / Nuoramo J	BMW 325i	NuUA	5	32	30.940	46:27.550	1:23.159
4	22	Hannonen Juha /	BMW 325i	HRF	5	32	51.266	46:47.876	1:23.711
5	11	Järvinen Tony / Vuori Jani	BMW 325i	satua	5	32	57.295	46:53.905	1:23.274
6	5	Räikkönen Rami / Räikkönen	BMW 325i	EspooUA	5	32	59.858	46:56.468	1:22.447
7	3	Jalonen Olli / Suono Olavi	BMW 325i	HanUA	5	32	1:00.790	46:57.400	1:24.035
8	29	Pitkänen Juha-Pekka / Hak	BMW 325i	TapUA	5	32	1:06.558	47:03.168	1:24.024
9	26	Lintumäki Pekka / Lintumäki	BMW 325i	KEIMOLA FK-	5	32	1:10.731	47:07.341	1:24.012
10	10	Jalonen Veli-Matti / Suomin	BMW 325i	TUA	5	32	1:26.469	47:23.079	1:24.608
11	15	Lamminen Juhani /	BMW 325i	KotkaUA	5	31	1 Lap	45:58.239	1:24.971
12	8	Oja Jesse / Jokiaho Juha	BMW 325i	TamUA	5	31	1 Lap	46:17.710	1:25.441
13	27	Työppönen Hannu / Järvikar	BMW 325i	KEIMOLA FK-	5	31	1 Lap	46:19.708	1:24.809
14	24	Latvanen Sami	BMW 325i	PertUA	5	31	1 Lap	46:23.675	1:24.781
15	18	Virtanen Toni / Rasilainen S	BMW 325i	Päij-HUA	5	31	1 Lap	46:24.294	1:24.846
16	25	Rantanen Marko / Rantanen	BMW 325i	HRF	5	31	1 Lap	46:36.748	1:24.200
17	7	Peltola Tapio / Juti Krista	BMW 325i	SatUA	5	31	1 Lap	47:08.944	1:25.526
18	20	Pekkola Rauno Ensio / Kuru	BMW 325i	PertUA	5	30	2 Laps	46:25.679	1:27.752
19	33	Hannula Markku / Ståhl Terc	BMW 325i	KySUA	5	30	2 Laps	46:58.837	1:26.076
20	96	Grönthal Kari / Grönthal Tim	BMW 325i	NuUA	5	28	4 Laps	46:05.070	1:23.500

Not classified ()

DNF	14	Antikainen Jarmo /	BMW 325i	KotkaUA	5	16	DNF	22:32.035	1:23.298
DNF	4	Rönberg Mika / Relander J	BMW 325i	500-K	5	16	DNF	23:04.505	1:24.891

Margin of Victory	Avg. Speed	Best Lap Tm	Best Spd	Best Lap by
3.786	113,795	1:22.447	118,898	5 - Räikkönen Rami / Räikkönen

Chief of Timing & Scoring

Orbits

Race Director Toni Nieminen

www.amb-it.com

www.mylaps.com

Licensed to: Turun Special Cars Oy

Rata-SM Kemora
Sorted on Laps

Kuorma-autot

KEMORA 2,723 Km

Lähtö1

14.5.2010 19:00

Race started at 19:30:41

Pos	No.	Name	Make	Club	Class	Laps	Diff	Total Tm	Best Tm
1	62	Kinnunen Jarmo	Sisu sm evo10	LemUA	10	12		20:16.308	1:30.258
2	68	Jauhiainen Jarkko	Scania p113	K-alan FK-K	10	12	12.929	20:29.237	1:31.095
3	61	Keskevaari Leif	Volvo N 10	Päij-HUA	10	12	36.387	20:52.695	1:33.663
4	60	Suhonen Kari	Volvo N 12	HuiUA	10	12	37.718	20:54.026	1:33.498
5	80	Teini Aki	Sisu SL 250	KySUA	10	12	50.061	21:06.369	1:33.798
6	81	Rinne Juha	Sisu SL 250	RTF	10	11	1 Lap	20:19.331	1:38.026
7	74	Järvinen Juhani	SCANIA T143H	HämUA	10	11	1 Lap	21:25.174	1:44.044
8	78	Salonen Matti	Sisu SR 340	KySUA	10	9	3 Laps	15:39.814	1:31.507

Not classified ()

DNF	84	Forsström Erik	Mercedes-BenZ 1625 l	PaiUA	10		DNF	1:25.181	
-----	----	----------------	----------------------	-------	----	--	-----	----------	--

Margin of Victory	Avg. Speed	Best Lap Tm	Best Spd	Best Lap by
12.929	96,714	1:30.258	108,609	62 - Kinnunen Jarmo

Chief of Timing & Scoring

Orbits

Race Director Toni Nieminen

www.amb-it.com
www.mylaps.com

Licensed to: Turun Special Cars Oy



Rata-SM Kemora

Sorted on Laps

Kuorma-autot

KEMORA 2,723 Km

Lähtö2

15.5.2010 18:15

Race started at 19:08:56

Pos	No.	Name	Make	Club	Class	Laps	Diff	Total Tm	Best Tm
1	62	Kinnunen Jarmo	Sisu sm evo10	LemUA	10	9		15:03.524	1:29.907
2	68	Jauhiainen Jarkko	Scania p113	K-alan FK-K	10	9	8.551	15:12.075	1:31.953
3	60	Suhonen Kari	Volvo N 12	HuiUA	10	9	15.813	15:19.337	1:32.486
4	78	Salonen Matti	Sisu SR 340	KySUA	10	9	22.347	15:25.871	1:31.710
5	80	Teini Aki	Sisu SL 250	KySUA	10	9	24.934	15:28.458	1:30.216
6	61	Keskevaari Leif	Volvo N 10	Päij-HUA	10	9	25.075	15:28.599	1:33.694
7	81	Rinne Juha	Sisu SL 250	RTF	10	9	1:21.652	16:25.176	1:38.468
Not classified ()									
DNF	74	Järvinen Juhani	SCANIA T143H	HämUA	10	1	DNF	3:17.319	1:45.574
DNS	84	Forsström Erik	Mercedes-BenZ 1625 l	PaiUA	10		DNS	4.663	

Margin of Victory	Avg. Speed	Best Lap Tm	Best Spd	Best Lap by
8.551	97,646	1:29.907	109,033	62 - Kinnunen Jarmo

Chief of Timing & Scoring

Orbits

Race Director Toni Nieminen

www.amb-it.com

www.mylaps.com

Licensed to: Turun Special Cars Oy